

**Systems Reference Library**









**IBM System/360**

**FORTRAN IV Library Subprograms**

**Program Number 360S-LM-501**

**360F-LM-619**

This publication describes the library subprograms supplied with Basic FORTRAN IV (E) and FORTRAN IV (G, H, and MODEL 44) and tells how to use the subprograms in either a FORTRAN or an assembler language program.



## Preface

The purpose of this publication is to describe the FORTRAN library subprograms and their use in either a FORTRAN or an assembler language program. The body of the publication describes the mathematical subprograms (which perform computations) and the service subprograms (which perform testing and utility functions). This information is intended primarily for the FORTRAN programmer; Appendix E is intended for the assembler language programmer. Additional appendixes contain algorithms (the method by which a mathematical function is computed), performance statistics, descriptions of interruption and error procedures, storage estimates, and sample storage printouts.

The reader should be familiar with one of the following publications:

*IBM System/360 FORTRAN IV Language*, Form C28-6515

*IBM System/360 Basic FORTRAN IV Language*, Form C28-6629

*IBM System/360 Operating System: Assembler Language*, Form C28-6514

*IBM System/360 Model 44 Programming System: Assembler Language*, Form C28-6811

In addition, references are made within this publication to information contained in the following publications:

*IBM System/360 Principles of Operation*, Form A22-6521

*IBM System/360 Operating System: Supervisor and Data Management Macro-Instructions*, Form C28-6647

*IBM System/360 Model 44 Programming System: Guide to System Use*, Form C28-6812

Standard mathematical notation is used in this publication. The reader is expected to be familiar with this notation and with common mathematical terminology.

*Note to users of the System/360 Operating System:* The information in this publication about the execution-time routines IHCADJST, IHCTRCH, and IHCUOPT and about the form of the program interrupt message that results from boundary alignment errors will become effective with Release 11 of the System/360 Operating System.

### THIRD EDITION

This publication is a major revision of Form C28-6596-1. Significant changes have been made to support the Model 44 Programming System FORTRAN IV library. Revisions made to text or tables that pertain to the use of the System/360 Operation System are indicated by vertical bars in the left-hand margin.

Specifications contained herein are subject to change from time to time. Any such changes will be reported in subsequent revisions or Technical Newsletters.

## Contents

<b>Introduction</b> .....	5	xxxLTNCT Subprogram (DTAN and DCOTAN) .....	28
<b>Mathematical Subprograms</b> .....	6	xxxSASCN Subprogram (ARSIN and ARCOS) .....	29
Explicitly Called Subprograms .....	6	IHCSATAN Subprogram (ATAN) .....	30
Implicitly Called Subprograms .....	14	xxxSATN2 Subprogram (ATAN and ATAN2) .....	30
<b>Service Subprograms</b> .....	16	xxxSERF Subprogram (ERF and ERFC) .....	31
Machine Indicator Test Subprograms .....	16	xxxSEXP Subprogram (EXP) .....	32
Utility Subprograms .....	16	xxxSGAMA Subprogram (GAMMA and ALGAMA) .....	33
<b>Appendix A. Algorithms</b> .....	18	xxxSLOG Subprogram (ALOG and ALOG10) .....	33
xxxCLABS (CDABS) and xxxCSABS (CABS) Subprograms .....	19	xxxSSCN Subprogram (SIN and COS) .....	34
xxxCLEXP (CDEXP) and xxxCSEXP (CEXP) Subprograms .....	19	xxxSSCNH Subprogram (SINH and COSH) .....	35
xxxCLLOG (CDLOG) and xxxCSLOG (CLOG) Subprograms .....	19	xxxSSQRT Subprogram (SQRT) .....	35
xxxCLSQT (CDSQRT) and xxxCSQT (CSQRT) Subprograms .....	19	xxxSTANH Subprogram (TANH) .....	36
xxxCLSCN Subprogram (CDSIN and CDCOS) .....	20	xxxSTNCT Subprogram (TAN and COTAN) .....	36
xxxCSSCN Subprogram (CSIN and CCOS) .....	20	<b>Appendix B. Performance Statistics</b> .....	38
xxxLASCN Subprogram (DARSIN and DARCOS) .....	21	<b>Appendix C. Interruption and Error Procedures</b> .....	44
IHCLATAN Subprogram (DATAN) .....	22	Interruption Procedures .....	44
xxxLATN2 Subprogram (DATAN and DATAN2) .....	22	Error Procedures .....	45
xxxLERF Subprogram (DERF and DERFC) .....	23	● System/360 Operating System .....	45
xxxLEXP Subprogram (DEXP) .....	24	Model 44 Programming System .....	45
xxxLGAMA Subprogram (DGAMMA and DLGAMA) .....	25	<b>Appendix D. Storage Estimates</b> .....	49
xxxLLOG Subprogram (DLOG and DLOG10) .....	25	<b>Appendix E. Assembler Language Information</b> .....	51
xxxLSCN Subprogram (DSIN and DCOS) .....	26	Calling Sequences .....	51
xxxLSCNH Subprogram (DSINH and DCOSH) .....	27	Mathematical Subprograms .....	52
xxxLSQRT Subprogram (DSQRT) .....	27	Service Subprograms .....	52
xxxLTANH Subprogram (DTANH) .....	28	<b>Appendix F. Sample Storage Printouts</b> .....	54
		<b>Index</b> .....	55

## Illustrations

### Tables

1 Explicitly Called Mathematical Subprograms .....	7	13 Mathematical Subprogram Storage Estimates .....	49
2 Logarithmic and Exponential Subprograms .....	8	14 Service Subprogram Storage Estimates .....	50
3 Trigonometric Subprograms .....	9	15 Execution-Time Routine Storage Estimates, Operating System .....	50
4 Hyperbolic Function Subprograms .....	11	16 Execution-Time Routine Storage Estimates, Model 44 System .....	50
5 Miscellaneous Mathematical Subprograms .....	11	17 Assembler Information for the Service Subprograms .....	53
6 Implicitly Called Mathematical Subprograms .....	14	<b>Figures</b>	
7 Exponentiation with Integer Base and Exponent .....	15	1 Program Interrupt Message Format, Operating System .....	44
8 Exponentiation with Real Base and Integer Exponent .....	15	2 Program Interrupt Message Format, Model 44 System .....	45
9 Exponentiation with Real Base and Exponent .....	15	3 General Assembler Language Calling Sequence .....	52
10 Exponentiation with Complex Base and Integer Exponent .....	15	4 Sample Storage Printouts .....	54
11 The xxxFDUMP Subprogram Format Specifications .....	17		
12 Performance Statistics .....	39		



The FORTRAN IV library for the System/360 Operating System and the Model 44 Programming System comprises two types of relocatable subprograms: mathematical subprograms and service subprograms. The mathematical subprograms correspond to a subprogram defined by a FUNCTION statement in a FORTRAN source module. These subprograms always return one answer (function value) to the calling module. The service subprograms correspond to a subprogram defined by a SUBROUTINE statement in a FORTRAN source module. These subprograms may or may not return a value to the calling module.

Calls to the library subprograms are either at the programmer's request or in response to program requirements. Under the System/360 Operating System, all calls are processed by the linkage editor, which takes the subprograms from the library. The library subprograms are then combined by the linkage editor with the calling module (either an object or a load module) into another load module which is ready for execution. Under the Model 44 Programming System, the linkage editor takes the subprograms from the

library and combines them with the calling module into an executable phase.

The library subprograms may be called in either a FORTRAN or an assembler language program. The next two sections of this publication contain calling information for the FORTRAN programmer; Appendix E contains calling information for the assembler language programmer.

### **Subprogram Names**

The names of the subprograms described in this publication are the same whether they are part of the System/360 Operating System or the Model 44 Programming System library, except for a three-character prefix, which is uniformly IHC for the former and BOA for the latter. These occupy the portion of the subprogram name shown as xxx in the text and tables. Thus, the subprogram here named "xxxslog" has the name IHCCSLOG under System/360 Operating System and BOACSL0G under the Model 44 Programming System.

## Mathematical Subprograms

The mathematical subprograms supplied in the FORTRAN library perform computations frequently needed by the applications programmer. The mathematical subprograms are called in two ways: explicitly, when the programmer includes the appropriate entry name in a source language statement (see Table 1); and implicitly, when certain notation (e.g., raising a number to a power) appears within a source language statement (see Table 6).

The following text describes the individual mathematical subprograms and explains their use in a FORTRAN program. Detailed information about the actual method of computation used in each subprogram, the performance of the subprogram, interruption and error procedures, and storage estimates can be found in the appendixes of this publication.

### Explicitly Called Subprograms

Each explicitly called subprogram performs one or more mathematical functions. Each mathematical function is identified by a unique entry name that differs from the name of the subprogram.

A subprogram is called whenever the appropriate entry name is included in a FORTRAN arithmetic expression. The programmer must also supply one or more arguments. These arguments follow the entry name and are separated by commas; the list of arguments is enclosed in parentheses.

For example, the source statement

```
RESULT = SIN (RADIAN)
```

causes the IHSSCN subprogram to be called. The sine of the value in RADIAN is computed and the function value is stored in RESULT.

In the following example, the IHSSQRT subprogram is called to compute the square root of the value in AMNT. The function value is then added to the value in STOCK and the result is stored in ANS.

```
ANS = STOCK + SQRT (AMNT)
```

The explicitly called subprograms are described in the tables that make up the rest of this section. These tables show the general function, subprogram name, the FORTRAN library that contains the subprogram, definition, entry name(s), argument information, type of function value returned, and assembler requirements. The following column headings are used in the tables:

*General Function:* This column states the nature of the computation performed by the subprogram.

*Subprogram Name:* This column gives the module name of the subprogram. The name of the subprogram is the same whether it is in the Operating System library or the Model 44 Programming System library except for the first three characters, which are uniformly IHC for the former, and BOA for the latter. These three characters occupy the portion of the subprogram name that is shown as xxx in the text and tables.

*Subset:* This column indicates those subprograms that belong to the FORTRAN IV (E) library. Unless otherwise indicated, all subprograms that belong to the E library also belong to the FORTRAN IV (G, H, and Model 44) library.

*Definition:* This column gives a mathematical equation that represents the computation. An alternate equation is given in those cases where there is another way of representing the computation in mathematical notation. (For example, the square root can be represented either as  $y = \sqrt{x}$  or  $y = x^{1/2}$ .) The definition for those subprograms that accept complex arguments contains the notation  $z = x_1 + x_2i$ .

*Entry Name:* This column gives the entry name that the programmer must use to call the subprogram. A subprogram may have more than one entry name; the particular entry name used depends upon the computation to be performed. For example, the IHSSCN subprogram has two entry names: COS and SIN. If the cosine is to be computed, entry name COS is used; if the sine is to be computed, entry name SIN is used.

*Argument Number:* This column gives the number of arguments that the programmer must supply.

*Argument Type:* This column describes the mode and length of the argument. INTEGER, REAL, and COMPLEX represent the type of number; the notation \*4, \*8, and \*16 represent the size of the argument in storage locations.

NOTE: In FORTRAN IV (E), a *real* argument corresponds to the REAL \*4 argument, and a *double-precision* argument corresponds to the REAL \*8 argument. Complex arguments cannot be used with a FORTRAN IV (E) compiler.

*Argument Range:* This column gives the valid range for an argument. If the argument is not within this range, an error message is issued and execution of this load module is terminated. Appendix C contains a description of the error messages.

*Function Value Type:* This column describes the type of function value returned by the subprogram. The notation used is the same as that used for the argument type.

Table 1. Explicitly Called Mathematical Subprograms

General Function	Specific Function	Subprogram Name	Entry Name(s)
Logarithmic and exponential subprograms (described in Table 2)	Common and natural logarithm	xxxCLLOG* xxxCSLOG* xxxLLOG xxxSLOG	CDLOG CLOG DLOG, DLOG10 ALOG, ALOG10
	Exponential	xxxCLEXP* xxxCSEXP* xxxLEXP xxxSEXP	CDEXP CEXP DEXP EXP
	Square root	xxxCLSQT xxxCSSQT* xxxLSQRT xxxSSQRT	CDSQRT CSQRT DSQRT SQRT
Trigonometric subprograms (described in Table 3)	Arcsine and arccosine	xxxLASCN* xxxSASCN*	DARSIN, DARCOS ARSIN, ARCOS
	Arctangent	IHCLATAN xxxLATN2* IHCSATAN xxxSATN2*	DATAN DATAN, DATAN2 ATAN ATAN, ATAN2
	Sine and cosine	xxxCLSCN* xxxCSSCN* xxxLSCN xxxSSCN	CDSIN, CDCOS CSIN, CCOS DSIN, DCOS SIN, COS
	Tangent and cotangent	xxxLTNCT* xxxSTNCT*	DTAN, DCOTAN TAN, COTAN
Hyperbolic function subprograms (described in Table 4)	Hyperbolic sine and cosine	xxxLSCNH* xxxSSCNH*	DSINH, DCOSH SINH, COSH
	Hyperbolic tangent	xxxLTANH xxxSTANH	DTANH TANH
Miscellaneous subprograms (described in Table 5)	Absolute value	xxxCLABS* xxxCSABS*	CDABS CABS
	Error function	xxxLERF* xxxSERF*	DERF, DERFC ERF, ERFC
	Gamma and log-gamma	xxxLGAMA* xxxSGAMA*	DCAMMA, DLGAMA GAMMA, ALGAMA
	Maximum and minimum value	xxxFMAXD xxxFMAXI xxxFMAXR	DMAX1, DMIN1 AMAX0, AMIN0, MAX0, MIN0 AMAX1, AMIN1, MAX1, MIN1
	Modular arithmetic	IHCFMODI IHCFMODR	MOD AMOD, DMOD
	Truncation	IHCF McInt IHCFIFIX	AINT IDINT, INT

\*Not available in FORTRAN IV (E)

*Assembler Requirements:* This column gives the registers used by the subprogram and the minimum save area that the assembler language programmer must supply. For example, the assembler requirements for the xxxcssqt subprogram are:

registers 0, 2(4)  
save area 9F

This information specifies that:

1. The function value is found in floating-point registers 0 and 2.

2. Floating-point register 4 is used for intermediate computation.
3. The save area must be at least nine full-words in length.

Detailed information for the assembler language programmer is given in Appendix E.

NOTE: In the following tables, the approximate value of  $2^{18} \cdot \pi$  is .82354966406249996D + 06; the approximate value of  $2^{50} \cdot \pi$  is .35371188737802239D + 16.

● Table 2. Logarithmic and Exponential Subprograms

General Function	Subprogram Name	Sub-set	Definition	Entry Name	Argument(s)			Function Value Type <sup>1</sup>	Assembler Requirements
					No.	Type <sup>1</sup>	Range		
Common and natural logarithm	xxxCLLOG	No	$y = PV \log_e(z)$ See Note 2	CDLOG	1	complex *16	$z \neq 0 + 0i$ See Note 3	complex *16	registers 0, 2 save area 8F
	xxxCSLOG	No	$y = PV \log_e(z)$ See Note 2	CLOG	1	complex *8	$z \neq 0 + 0i$ See Note 3	complex *8	registers 0, 2 save area 8F
	xxxLLOG	Yes	$y = \log_e x$ or $y = \ln x$	DLOG	1	real *8	$x > 0$	real *8	registers 0 (2) save area 9F
			$y = \log_{10} x$	DLOG10	1	real *8	$x > 0$	real *8	registers 0 (2) save area 9F
	xxxSLOG	Yes	$y = \log_e x$ or $y = \ln x$	ALOG	1	real *4	$x > 0$	real *4	registers 0 (2) save area 5F
			$y = \log_{10} x$	ALOG10	1	real *4	$x > 0$	real *4	registers 0 (2) save area 5F
Exponential	xxxCLEXP	No	$y = e^z$ See Note 4	CDEXP	1	complex *16	$x_1 \leq 174.673$ $ x_2  < (2^{50} \cdot \pi)$	complex *16	registers 0, 2 save area 8F
	xxxCSEXP	No	$y = e^z$ See Note 4	CEXP	1	complex *8	$x_1 \leq 174.673$ $ x_2  < (2^{50} \cdot \pi)$	complex *8	registers 0, 2 save area 8F
	xxxLEXP	Yes	$y = e^x$	DEXP	1	real *8	$x \leq 174.673$	real *8	registers 0 (2) save area 9F
	xxxSEXP	Yes	$y = e^x$	EXP	1	real *4	$x \leq 174.673$	real *4	register 0 save area 12F
Square root	xxxCLSQT	No	$y = \sqrt{z}$ or $y = z^{1/2}$	CDSQRT	1	complex *16	any complex argument See Note 3	complex *16	registers 0, 2 (4) save area 9F
	xxxCSSQT	No	$y = \sqrt{z}$ or $y = z^{1/2}$	CSQRT	1	complex *8	any complex argument See Note 3	complex *8	registers 0, 2 (4) save area 9F
	xxxLSQRT	Yes	$y = \sqrt{x}$ or $y = x^{1/2}$	DSQRT	1	real *8	$x \geq 0$	real *8	registers 0 (2, 4) save area 5F
	xxxSSQRT	Yes	$y = \sqrt{x}$ or $y = x^{1/2}$	SQRT	1	real *4	$x \geq 0$	real *4	registers 0 (4) save area 5F

NOTES:

1. In FORTRAN IV (E), a real argument corresponds to the REAL \*4 argument, and a double-precision argument corresponds to the REAL \*8 argument.
2. PV = principal value. The answer given is from that point where the imaginary part ( $y_2$ ) lies between  $-\pi$  and  $+\pi$ . More specifically:  $-\pi < y_2 \leq \pi$ , unless  $x_1 < 0$  and  $x_2 = -0$ , in which case,  $y_2 = -\pi$ .
3. Floating-point overflow can occur.
4. Where  $z$  is a complex number of the form  $x_1 + x_2i$ .



● Table 3. Trigonometric Subprograms

General Function	Subprogram Name	Sub-set	Definition	Entry Name	Argument(s)			Function Value Type <sup>1</sup>	Assembler Requirements
					No.	Type <sup>1</sup>	Range		
Arcsine and arccosine	xxxLASCN	No	$y = \arcsin(x)$	DARSIN	1	real *8	$ x  \leq 1$	real *8 (in radians)	registers 0 (2, 4) save area 13F
			$y = \arccos(x)$	DARCOS	1	real *8	$ x  \leq 1$	real *8 (in radians)	registers 0 (2, 4) save area 13F
	xxxSASCN	No	$y = \arcsin(x)$	ARSIN	1	real *4	$ x  \leq 1$	real *4 (in radians)	registers 0 (2, 4) save area 10F
			$y = \arccos(x)$	ARCOS	1	real *4	$ x  \leq 1$	real *4 (in radians)	registers 0 (2, 4) save area 10F
Arctangent	IHCLATAN	See Note 2	$y = \arctan(x)$	DATAN	1	real *8	any real argument	real *8 (in radians)	registers 0 (2, 4, 6) save area 5F
	xxxLATN2	See Note 2	$y = \arctan(x)$	DATAN	1	real *8	any real argument	real *8 (in radians)	registers 0 (2, 4, 6) save area 5F
			$y = \arctan\left(\frac{x_1}{x_2}\right)$	DATAN2	2	real *8	any real arguments (except 0, 0)	real *8 (in radians)	registers 0 (2, 4, 6) save area 5F
	IHCSATAN	See Note 2	$y = \arctan(x)$	ATAN	1	real *4	any real argument	real *4 (in radians)	registers 0 (2, 4, 6) save area 5F
	xxxSATN2	See Note 2	$y = \arctan(x)$	ATAN	1	real *4	any real argument	real *4 (in radians)	registers 0 (2, 4, 6) save area 5F
			$y = \arctan\left(\frac{x_1}{x_2}\right)$	ATAN2	2	real *4	any real arguments (except 0, 0)	real *4 (in radians)	registers 0 (2, 4, 6) save area 5F
Sine and cosine	xxxCLSCN	No	$y = \sin(z)$ See Note 4	CDSIN	1	complex *16 (in radians)	$ x_1  < (2^{30} \cdot \pi)$ $ x_2  \leq 174.673$	complex *16	registers 0, 2 (4) save area 9F
			$y = \cos(z)$ See Note 4	CDCOS	1	complex *16 (in radians)	$ x_1  < (2^{30} \cdot \pi)$ $ x_2  \leq 174.673$	complex *16	registers 0, 2 (4) save area 9F
	xxxCSSCN	No	$y = \sin(z)$ See Note 4	CSIN	1	complex *8 (in radians)	$ x_1  < (2^{15} \cdot \pi)$ $ x_2  \leq 174.673$	complex *8	registers 0, 2 (4) save area 9F
			$y = \cos(z)$ See Note 4	CCOS	1	complex *8 (in radians)	$ x_1  < (2^{15} \cdot \pi)$ $ x_2  \leq 174.673$	complex *8	registers 0, 2 (4) save area 9F

● Table 3. Trigonometric Subprograms (Continued)

General Function	Subprogram Name	Sub-set	Definition	Entry Name	Argument(s)			Function Value Type <sup>1</sup>	Assembler Requirements
					No.	Type <sup>1</sup>	Range		
Sine and cosine (continued)	xxxLSCN	Yes	$y = \sin(x)$	DSIN	1	real *8 (in radians)	$ x  < (2^{50} \cdot \pi)$	real *8	registers 0 (2, 4) save area 5F
			$y = \cos(x)$	DCOS	1	real *8 (in radians)	$ x  < (2^{50} \cdot \pi)$	real *8	registers 0 (2, 4) save area 5F
	xxxSSCN	Yes	$y = \sin(x)$	SIN	1	real *4 (in radians)	$ x  < (2^{15} \cdot \pi)$	real *4	registers 0 (2, 4) save area 5F
			$y = \cos(x)$	COS	1	real *4 (in radians)	$ x  < (2^{15} \cdot \pi)$	real *4	registers 0 (2, 4) save area 5F
Tangent and cotangent	xxxLTNCT	No	$y = \tan(x)$	DTAN	1	real *8 (in radians)	$ x  < (2^{50} \cdot \pi)$ See Note 3	real *8	registers 0 (2, 4, 6) save area 5F
			$y = \cotan(x)$	DCOTAN	1	real *8 (in radians)	$ x  < (2^{50} \cdot \pi)$ See Note 3	real *8	registers 0 (2, 4, 6) save area 5F
	xxxSTNCT	No	$y = \tan(x)$	TAN	1	real *4 (in radians)	$ x  < (2^{18} \cdot \pi)$ See Note 3	real *4	registers 0 (2, 4) save area 5F
			$y = \cotan(x)$	COTAN	1	real *4 (in radians)	$ x  < (2^{18} \cdot \pi)$ See Note 3	real *4	registers 0 (2, 4) save area 5F

NOTES:

1. In FORTRAN IV (E), a real argument corresponds to the REAL \*4 argument, and a double-precision argument corresponds to the REAL \*8 argument.
2. Instead of the IHCLATAN and IHCSATAN subprograms contained in the FORTRAN IV (E) library, the FORTRAN IV library contains the xxxLATN2 and xxxSATN2 subprograms.
3. The argument for the cotangent functions may not be near a multiple of  $\pi$ ; the argument for the tangent functions may not be near an odd multiple of  $\pi/2$ .
4. Where  $z$  is a complex number of the form  $x_1 + x_2i$ .

Table 4. Hyperbolic Function Subprograms

General Function	Subprogram Name	Sub-set	Definition	Entry Name	Argument(s)			Function Value Type <sup>1</sup>	Assembler Requirements
					No.	Type <sup>1</sup>	Range		
Hyperbolic sine and cosine	xxxLSCNH	No	$y = \frac{e^x - e^{-x}}{2}$	DSINH	1	real *8	$ x  < 174.673$	real *8	registers 0 (2, 4) save area 9F
			$y = \frac{e^x + e^{-x}}{2}$	DCOSH	1	real *8	$ x  < 174.673$	real *8	registers 0 (2, 4) save area 9F
	xxxSSCNH	No	$y = \frac{e^x - e^{-x}}{2}$	SINH	1	real *4	$ x  < 174.673$	real *4	registers 0 (2, 4) save area 9F
			$y = \frac{e^x + e^{-x}}{2}$	COSH	1	real *4	$ x  < 174.673$	real *4	registers 0 (2, 4) save area 9F
Hyperbolic tangent	xxxLTANH	Yes	$y = \frac{e^x - e^{-x}}{e^x + e^{-x}}$	DTANH	1	real *8	any real argument	real *8	registers 0 (2) save area 5F
	xxxSTANH	Yes	$y = \frac{e^x - e^{-x}}{e^x + e^{-x}}$	TANH	1	real *4	any real argument	real *4	registers 0 (2) save area 5F

NOTE:  
1. In FORTRAN IV (E), a real argument corresponds to the REAL \*4 argument, and a double-precision argument corresponds to the REAL \*8 argument.

● Table 5. Miscellaneous Mathematical Subprograms

General Function	Subprogram Name	Sub-set	Definition	Entry Name	Argument(s)			Function Value Type <sup>1</sup>	Assembler Requirements
					No.	Type <sup>1</sup>	Range		
Absolute value	xxxCLABS	No	$y =  z  = (x_1^2 + x_2^2)^{1/2}$	CDABS	1	complex *16	any complex argument See Note 2	real *8	registers 0, 2 (4) save area 8F
	xxxCSABS	No	$y =  z  = (x_1^2 + x_2^2)^{1/2}$	CABS	1	complex *8	any complex argument See Note 2	real *4	registers 0, 2 (4) save area 8F
Error function	xxxLERF	No	$y = \frac{2}{\sqrt{\pi}} \int_0^x e^{-u^2} du$	DERF	1	real *8	any real argument	real *8	registers 0 (2, 4, 6) save area 11F
			$y = \frac{2}{\sqrt{\pi}} \int_x^\infty e^{-u^2} du$ $y = 1 - \text{erf}(x)$	DERFC	1	real *8	any real argument	real *8	registers 0 (2, 4, 6) save area 11F

● Table 5. Miscellaneous Mathematical Subprograms (Continued)

General Function	Subprogram Name	Sub-set	Definition	Entry Name	Argument(s)			Function Value Type <sup>1</sup>	Assembler Requirements
					No.	Type <sup>1</sup>	Range		
Error function (continued)	xxxSERF	No	$y = \frac{2}{\sqrt{\pi}} \int_0^x e^{-u^2} du$	ERF	1	real *4	any real argument	real *4	registers 0 (2, 4, 6) save area 11F
			$y = \frac{2}{\sqrt{\pi}} \int_x^\infty e^{-u^2} du$ $y = 1 - \text{erf}(x)$	ERFC	1	real *4	any real argument	real *4	registers 0 (2, 4, 6) save area 11F
Gamma and log-gamma	xxxLGAMA	No	$y = \int_0^\infty u^{x-1} e^{-u} du$	DGAMMA	1	real *8	$x > 2^{-292}$ and $x < 57.5744$	real *8	registers 0 (2, 4, 6) save area 11F
			$y = \log_e \Gamma(x)$ or $y = \log_e \int_0^\infty u^{x-1} e^{-u} du$	DLGAMA	1	real *8	$x > 0$ and $x < 4.2913 \cdot 10^{73}$	real *8	registers 0 (2, 4, 6) save area 11F
	xxxSGAMA	No	$y = \int_0^\infty u^{x-1} e^{-u} du$	GAMMA	1	real *4	$x > 2^{-292}$ and $x < 57.5744$	real *4	registers 0 (2, 4, 6) save area 11F
			$y = \log_e \Gamma(x)$ or $y = \log_e \int_0^\infty u^{x-1} e^{-u} du$	ALGAMA	1	real *4	$x > 0$ and $x < 4.2913 \cdot 10^{73}$	real *4	registers 0 (2, 4, 6) save area 11F
Maximum and minimum values	xxxFMAXD	Yes	$y = \max(x_1, \dots, x_n)$	DMAX1	$\cong 2$	real *8	any real arguments	real *8	register 0 save area 9F
			$y = \min(x_1, \dots, x_n)$	DMIN1	$\cong 2$	real *8	any real arguments	real *8	register 0 save area 9F
	xxxFMAXI	Yes	$y = \max(x_1, \dots, x_n)$	AMAX0	$\cong 2$	integer *2, *4	any integer arguments	real *4	register 0 save area 9F
				MAX0	$\cong 2$	integer *2, *4	any integer arguments	integer *2, *4	register See Note 3 save area 9F
			$y = \min(x_1, \dots, x_n)$	AMIN0	$\cong 2$	integer *2, *4	any integer arguments	real *4	register 0 save area 9F
				MIN0	$\cong 2$	integer *2, *4	any integer arguments	integer *2, *4	register See Note 3 save area 9F

● Table 5. Miscellaneous Mathematical Subprograms (Continued)

General Function	Subprogram Name	Sub-set	Definition	Entry Name	Argument(s)		Function Value Type <sup>1</sup>	Assembler Requirements		
					No.	Type <sup>1</sup>			Range	
Maximum and Minimum Values (continued)	xxxFMAXR	Yes	$y = \max(x_1, \dots, x_n)$	AMAX1	$\geq 2$	real *4	any real arguments	real *4	register 0 save area 9F	
					MAX1	$\geq 2$	real *4	any real arguments	integer *2, *4	register See Note 3 save area 9F
			$y = \min(x_1, \dots, x_n)$	AMIN1	$\geq 2$	real *4	any real arguments	real *4	register 0 save area 9F	
					MIN1	$\geq 2$	real *4	any real arguments	integer *2, *4	register See Note 3 save area 9F
Modular arithmetic	IHCFMODI	See Note 4	$y = x_1 \pmod{x_2}$ See Note 5	MOD	2	integer	$x_2 \neq 0$ See Note 6	integer *2, *4	register See Note 3 save area 9F	
	IHCFMODR	See Note 4	$y = x_1 \pmod{x_2}$ See Note 5	AMOD	2	real *4	$x_2 \neq 0$ See Note 6	real *4	register 0 save area 9F	
			$y = x_1 \pmod{x_2}$ See Note 5	DMOD	2	real *8	$x_2 \neq 0$ See Note 6	real *8	register 0 save area 9F	
Truncation	IHCFAINT	See Note 4	$y = (\text{sign } x) \cdot n$ where $n$ is the largest integer $\leq  x $	AINT	1	real *4	any real argument	real *4	register 0 save area 9F	
	IHCIFIX	See Note 4	$y = (\text{sign } x) \cdot n$ where $n$ is the largest integer $\leq  x $	IDINT	1	real *8	any real argument	integer	register 0 See Note 3 save area 9F	
				INT	1	real *4	any real argument	integer	register See Note 3 save area 9F	

NOTES:

1. In FORTRAN IV (E), a real argument corresponds to the REAL \*4 argument, and a double-precision argument corresponds to the REAL \*8 argument.
2. Floating-point overflow can occur.
3. The result is stored in *general* register 0.
4. The coding that performs this function is out-of-line in FORTRAN IV (E) and in-line in FORTRAN IV. Out-of-line coding is taken from the FORTRAN library by the linkage editor and processed with the calling module. In-line coding is inserted by the FORTRAN compiler at the point in the source module where the function is referenced. This means that the in-line functions are available in FORTRAN IV by using the appropriate entry name but that they are not part of the library.
5. The expression  $x_1 \pmod{x_2}$  is defined as  $x_1 - \left[ \frac{x_1}{x_2} \right] \cdot x_2$ , where the brackets indicate that an integer is used. The largest integer whose magnitude does not exceed the magnitude of  $\frac{x_1}{x_2}$  is used. The sign of the integer is the same as the sign of  $\frac{x_1}{x_2}$ .
6. If  $x_2 = 0$ , then the modulus function is mathematically undefined. In addition, a divide exception is recognized and an interruption occurs. (A detailed description of the interruption procedure is given in Appendix C.)

## Implicitly Called Subprograms

The implicitly called subprograms perform operations required by the appearance of certain notation in a FORTRAN source statement. When a number is to be raised to a power or when multiplication and division of complex numbers are to be performed, the FORTRAN compiler generates the instructions necessary to call the appropriate subprogram. For example, if the following source statement appears in a source module,

```
ANS = BASE**EXPON
```

where BASE and EXPON are values of the form REAL \*4, the xxxFRXPR subprogram is called by the FORTRAN compiler.

The implicitly called subprograms in the FORTRAN library are described in Table 6. This table shows the

general function, subprogram name, the FORTRAN library that contains the subprogram, implicit function reference, entry name, argument information, type of function value returned, and assembler requirements. The column headed "Implicit Function Reference" gives a sample source statement that might appear in a FORTRAN source module and cause the subprogram to be called. The rest of the column headings in Table 6 have the same meaning as those used with the explicitly called subprograms.

The action taken within the subprogram depends upon the type of base and exponent used. Tables 7 through 10 show the result of an exponentiation performed with the different combinations and values of base and exponent. In these tables, I and J are integers; A and B are real numbers; C is a complex number.

● Table 6. Implicitly Called Mathematical Subprograms

General Function	Subprogram Name	Sub-set	Implicit Function Reference <sup>1</sup>	Entry <sup>2</sup> Name	Argument(s)		Function Value Type <sup>3</sup>	Assembler Requirements
					No.	Type <sup>3</sup>		
Multiply and divide complex numbers	xxxCLAS	No	$y = z_1 * z_2$	CDMPY#	2	complex *16	complex *16	registers 0, 2 (4, 6) save area 5F
			$y = z_1/z_2$	CDDVD#	2	complex *16	complex *16	registers 0, 2 (4, 6) save area 5F
	xxxCSAS	No	$y = z_1 * z_2$	CMPLY#	2	complex *8	complex *8	registers 0, 2 (4, 6) save area 5F
			$y = z_1/z_2$	CDVD#	2	complex *8	complex *8	registers 0, 2 (4, 6) save area 5F
Raise an integer to an integral power	xxxFIXPI	Yes	$y = i ** j$	FIXPI#	2	i = integer *4 j = integer *4	integer *4	register 0 See Note 4 save area 18F
Raise a real number to an integral power	xxxFRXPI	Yes	$y = a ** j$	FRXPI#	2	a = real *4 j = integer	real *4	register 0 save area 18F
	xxxFDXPI	Yes	$y = a ** j$	FDXPI#	2	a = real *8 j = integer *4	real *8	register 0 save area 18F
Raise a real number to a real power	xxxFPXPR	Yes	$y = a ** b$	FRXPR#	2	a = real *4 b = real *4	real *4	register 0 save area 18F
	xxxFDXPD	Yes	$y = a ** b$	FDXPD#	2	a = real *8 b = real *8	real *8	register 0 save area 18F
Raise a complex number to an integral power	xxxFCDXI	No	$y = z ** j$	FCDXI#	2	z = complex *16 j = integer	complex *16	register 0 save area 18F
	xxxFCXPI	No	$y = z ** j$	FCXPI#	2	z = complex *8 j = integer	complex *8	register 0 save area 18F

### NOTES:

1. This is only a *representation* of a FORTRAN statement; it is not the only way the subprogram may be called.
2. This name must be used in an assembler language program to call the subprogram; the character # is a part of the name and must be included.
3. In FORTRAN IV (E), a real argument corresponds to the REAL \*4 argument and a double precision argument corresponds to the REAL \*8 argument.
4. The result is stored in *general register 0*.

Table 7. Exponentiation With Integer Base and Exponent

Base (I)	Exponent (J)		
	J > 0	J = 0	J < 0
I > 0	Compute the function value	Function value = 1	Function value = 1 if I = 1 Otherwise, function value = 0
I = 0	Function value = 0	Error message IHC241I; or OA241I	Error message IHC241I; or OA241I
I < 0	Compute the function value	Function value = 1	Function value = -1 if I = -1 and if J is an odd number Function value = 1 if I = -1 and if J is an even number Otherwise, function value = 0

Table 8. Exponentiation with Real Base and Integer Exponent

Base (A)	Exponent (J)		
	J > 0	J = 0	J < 0
A > 0	Compute the function value	Function value = 1	Compute the function value
A = 0	Function value = 0	Error message IHC242I or IHC243I; or OA242I or OA243I	Error message IHC242I or IHC243I; or OA242I or OA243I
A < 0	Compute the function value	Function value = 1	Compute the function value

Table 9. Exponentiation with Real Base and Exponent

Base (A)	Exponent (B)		
	B > 0	B = 0	B < 0
A > 0	Compute the function value	Function value = 1	Compute the function value
A = 0	Function value = 0	Error message IHC244I or IHC245I; or OA244I or OA245I	Error message IHC244I or IHC245I; or OA244I or OA245I
A < 0	Error message IHC253I or IHC263I	Function value = 1	Error message IHC253I or IHC263I

Table 10. Exponentiation with Complex Base and Integer Exponent

Base (C) C = R + Ri	Exponent (J)		
	J > 0	J = 0	J < 0
R > 0 and Ri > 0	Compute the function value	Function value = 1 + 0i	Compute the function value
R > 0 and Ri = 0	Compute the function value	Function value = 1 + 0i	Compute the function value
R > 0 and Ri < 0	Compute the function value	Function value = 1 + 0i	Compute the function value
R = 0 and Ri > 0	Compute the function value	Function value = 1 + 0i	Compute the function value
R = 0 and Ri = 0	Function value 0 + 0i	Error message IHC246I or IHC247I; or OA246I or OA247I	Error message IHC246I or IHC247I; or OA246I or OA247I
R = 0 and Ri < 0	Compute the function value	Function value = 1 + 0i	Compute the function value
R < 0 and Ri > 0	Compute the function value	Function value = 1 + 0i	Compute the function value
R < 0 and Ri = 0	Compute the function value	Function value = 1 + 0i	Compute the function value
R < 0 and Ri < 0	Compute the function value	Function value = 1 + 0i	Compute the function value

## Service Subprograms

The service subprograms supplied in the FORTRAN library are divided into two groups: one group tests machine indicators and the other group performs utility functions. Service subprograms are called by using the appropriate entry name in a FORTRAN source language CALL statement.

### Machine Indicator Test Subprograms

The machine indicator subprograms (*xxxFSLIT*, *xxxFOVER*, and *xxxFDVCH*) test the status of pseudo indicators and may return a value to the calling program. When the indicator is zero, it is off; when the indicator is other than zero, it is on. In the following descriptions of the subprograms, *i* represents an integer expression and *j* represents an integer variable.

#### xxxFSLIT Subprogram

The *xxxFSLIT* subprogram is used to alter, test, and/or record the status of pseudo sense lights. Either of two entry names (*SLITE* or *SLITET*) is used to call the subprogram. The particular entry name used in the CALL statement depends upon the operation to be performed.

If the *four* sense lights are to be turned OFF or *one* sense light is to be turned ON, entry name *SLITE* is used. The source language statement is:

```
CALL SLITE(i)
```

where *i* has a value of 0, 1, 2, 3, or 4.

If the value of *i* is 0, the four sense lights are turned off; if the value of *i* is 1, 2, 3, or 4, the corresponding sense light is turned on. If the value of *i* is not 0, 1, 2, 3, or 4, an error message is issued and execution of this module (or phase) is terminated. (This error message is explained in Appendix C.)

If a sense light is to be tested and its status recorded, entry name *SLITET* is used. The source language statement is:

```
CALL SLITET (i, j)
```

where:

*i* has a value of 1, 2, 3, or 4, and indicates which sense light to test.

*j* is set to 1 if the sense light was on; or to 2 if the sense light was off.

If the value of *i* is not 1, 2, 3, or 4, an error message is issued and execution of this module (or phase) is terminated. (This error message is explained in Appendix C.)

#### xxxFOVER Subprogram

The *xxxFOVER* subprogram tests for an exponent overflow or underflow exception and returns a value that indicates the existing condition. After testing, the overflow indicator is turned off. This subprogram is called by using the entry name *OVERFL* in a CALL statement. The source language statement is:

```
CALL OVERFL (j)
```

where:

*j* is set to 1 if a floating-point overflow condition exists; to 2 if no overflow or underflow condition exists; or to 3 if a floating-point underflow condition exists. A detailed description of each exception is given in Appendix C.

#### xxxFDVCH Subprogram

The *xxxFDVCH* subprogram tests for a divide-check exception and returns a value that indicates the existing condition. After testing, the divide-check indicator is turned off. This subprogram is called by using entry name *DVCHK* in a CALL statement. The source language statement is:

```
CALL DVCHK (j)
```

where:

*j* is set to 1 if the divide-check indicator was on; or to 2 if the indicator was off. A detailed description of the divide-check exception is given in Appendix C.

### Utility Subprograms

The utility subprograms perform two operations for the FORTRAN programmer: they either terminate execution (*xxxFEXIT*) or dump a specified area of storage (*xxxFDUMP*).

#### xxxFEXIT Subprogram

The *xxxFEXIT* subprogram terminates execution of this load module (or phase) and returns control to the operating system. (This subprogram performs a function similar to that performed by the STOP statement.) The *xxxFEXIT* subprogram is called by using the entry name *EXIT* in a CALL statement. The source language statement is:

```
CALL EXIT
```

#### xxxFDUMP Subprogram

The *xxxFDUMP* subprogram dumps a specified area of storage. Either of two entry names (*DUMP* or *PDUMP*) can be used to call the subprogram. The entry name



is followed by the limits of the area to be dumped and the format specification. The entry name used in the CALL statement depends upon the nature of the dump to be taken.

If execution of this load module (or phase) is to be terminated after the dump is taken, entry name DUMP is used. The source language statement is:

```
CALL DUMP (a1, b1, f1, . . . , an, bn, fn)
```

where:

*a* and *b* are variables that indicate the limits of storage to be dumped (either *a* or *b* may represent the upper or lower limits of storage).

*f* indicates the dump format and may be one of the integers given in Table 11. The formats available depend upon the compiler in use. A sample printout for each format is given in Appendix F.

Table 11. The xxxFDUMP Subprogram Format Specifications

FORTRAN IV (E)	FORTRAN IV
0 specifies hexadecimal	0 specifies hexadecimal
4 specifies INTEGER	1 specifies LOGICAL *1
5 specifies REAL	2 specifies LOGICAL *4
6 specifies DOUBLE PRECISION	3 specifies INTEGER *2
	4 specifies INTEGER *4
	5 specifies REAL *4
	6 specifies REAL *8
	7 specifies COMPLEX *8
	8 specifies COMPLEX *16
	9 specifies literal

If execution is to be resumed after the dump is taken, entry name PDUMP is used. The source language statement is:

```
CALL PDUMP (a1, b1, f1, . . . , an, bn, fn)
```

where *a*, *b*, and *f* have the same meaning as explained previously.

### Programming Considerations

A load module (or, in the Model 44 Programming System, a member of the phase library) may occupy a different area of storage each time it is executed. To ensure that the appropriate areas of storage are dumped, the following conventions should be observed.

NOTE: In the following examples, *A* is a variable in COMMON, *B* is a real number, and the array *TABLE* is dimensioned as:

```
DIMENSION TABLE (20)
```

If an array and a variable are to be dumped at the same time, a separate set of arguments should be used for the array and for the variable. The specifica-

tion of limits for the array should be from the first element in the array to the last element. For example, the following call to the IHCFDUMP subprogram could be used to dump *TABLE* and *B* in hexadecimal format and terminate execution after the dump is taken:

```
CALL DUMP (TABLE (1), TABLE (20), 0, B, B, 0)
```

If an area of storage in COMMON is to be dumped at the same time as an area of storage not in COMMON, the arguments for the area in COMMON should be given separately. For example, the following call to the xxxFDUMP subprogram could be used to dump the variables *A* and *B* in REAL \*8 format without terminating execution:

```
CALL PDUMP (A,A,6,B,B,6)
```

If variables not in COMMON are to be dumped, each variable must be listed separately in the argument list. For example, if *R*, *P*, and *Q* are defined implicitly in the program, the statement

```
CALL PDUMP (R,R,5,P,P,5,Q,Q,5)
```

should be used to dump the three variables. If the statement

```
CALL PDUMP (R,Q,5)
```

is used, all main storage between *R* and *Q* is dumped, which may or may not include *P*, and may include other variables.

If an array and a variable are passed to a subroutine as arguments, the arguments in the call to the xxxFDUMP subprogram in the subroutine should specify the parameters used in the definition of the subroutine. For example, if the subroutine SUBI is defined as:

```
SUBROUTINE SUBI (X, Y)
  DIMENSION X(10)
```

and the call to SUBI within the source module is:

```
DIMENSION A(10)
  .
  .
  .
  CALL SUBI (A, B)
```

then the following statement in the subroutine should be used to dump the variables in hexadecimal format without terminating execution:

```
CALL PDUMP (X(1), X(10), 0, Y, Y, 0)
```

If the statement

```
CALL PDUMP (X(1), Y, 0)
```

is used, all storage between *A(1)* and *Y* is dumped, due to the method of transmitting arguments.

## Appendix A. Algorithms

Appendix A contains information about the computations used in the explicitly called mathematical subprograms. This information is arranged in alphabetical order, according to the module (or phase) name of the subprogram. The entry names associated with each subprogram are given in parentheses after the module (or phase) name.

The information for each subprogram is divided into two parts. The first part describes the algorithm used; the second part describes the effect of an argument error upon the accuracy of the answer returned.

The presentation of each algorithm is divided into its major computational steps; the formulas necessary for each step are supplied. Some of the formulas are widely known; those that are not so widely known are derived from more common formulas. The process leading from the common formula to the computational formula is sketched in enough detail so that the derivation can be reconstructed by any one who has an understanding of higher mathematics and access to the common texts on numerical analysis.<sup>1</sup>

The accuracy of an answer produced by these algorithms is influenced by two factors: the performance of the subprogram (see Appendix B) and the accuracy of the argument. The effect of an argument error upon the accuracy of an answer depends solely upon the mathematical function involved and not upon the particular coding used in the subprogram.

A guide to the propagational effect of argument errors is provided because argument errors always influence the accuracy of answers whether the errors are accumulated prior to use of the subprogram or introduced by newly converted data. This guide (expressed as a simple formula where possible) is intended to assist users in assessing the effect of an argument error.

The following symbols are used in this appendix to describe the effect of an argument error upon the accuracy of the answer:

SYMBOL	EXPLANATION
$q(x)$	The result given by the subprogram.
$f(x)$	The correct result.
$\epsilon$	$\left  \frac{f(x) - g(x)}{f(x)} \right $ The relative error of the result given by the subprogram.
$\delta$	The relative error of the argument.
$E$	$ f(x) - g(x) $ The absolute error of the result given by the subprogram.
$\Delta$	The absolute error of the argument.

The notation used for the continued fractions complies with the specifications set by the National Bureau of Standards.<sup>2</sup>

<sup>1</sup>Any of the common numerical analysis texts may be used as a reference. One such text is F. B. Hildebrand's *Introduction to Numerical Analysis* (McGraw-Hill Book Company, Inc., New York, N. Y., 1956). Background information for algorithms that use continued fractions may be found in H. S. Wall's *Analytic Theory of Continued Fractions* (D. VanNostrand Co., Inc., Princeton, N. J., 1948).

<sup>2</sup>For more information, see Milton Abramowitz and Irene A. Stegun (editors), *Handbook of Mathematical Functions*, Applied Mathematics Series-55 (National Bureau of Standards, Washington, D.C.), 1965.

### xxxCLABS (CDABS) and xxxCSABS (CABS) Subprograms

1. Write  $|x + iy| = a + ib$ .
2. If  $x = y = 0$ , then  $a = 0$  and  $b = 0$ .
3. Let  $v_1 = \max(|x|, |y|)$ , and  
 $v_2 = \min(|x|, |y|)$ .

$$\text{Then, } a = v_1 \cdot \sqrt{1 + \left(\frac{v_2}{v_1}\right)^2}, \text{ and } b = 0.$$

The algorithms for both complex absolute value subprograms are identical. Each subprogram uses the appropriate real square root subprogram (xxxLSQRT or xxxSSQRT).

### xxxCLEXP (CDEXP) and xxxCSEXP (CEXP) Subprograms

#### Algorithm

The value of  $e^{x+iy}$  is computed as  $e^x \cdot \cos(y) + i \cdot e^x \cdot \sin(y)$ . The algorithms for both complex exponential subprograms are identical. Each subprogram uses the appropriate real exponential subprogram (xxxLEXP or xxxSEXP) and the appropriate real sine/cosine subprogram (xxxLSCN or xxxSSCN).

#### Effect of an Argument Error

The effect of an argument error depends upon the accuracy of the individual parts of the argument. If  $e^{x+iy} = R \cdot e^{iH}$ , then  $H = y$  and  $\epsilon(R) \sim \Delta(x)$ .

### xxxCLLOG (CDLOG) and xxxCSLOG (CLOG) Subprograms

#### Algorithm

1. Write  $\log_e(x + iy) = a + ib$ .
2. Then,  $a = \log_e|x + iy|$  and  $b =$  the principle value of  $\arctan \frac{y}{x}$ .

The algorithms for both complex natural logarithm subprograms are identical. Each subprogram uses the appropriate complex absolute value subprogram (xxxCLABS or xxxCSABS), the appropriate real natural logarithm subprogram (xxxLLOG or xxxSLOG), and the appropriate arctangent subprogram (xxxLATN2 or xxxSATN2).

#### Effect of an Argument Error

The effect of an argument error depends upon the accuracy of the individual parts of the argument. If  $x + iy = r \cdot e^{ih}$  and  $\log_e(x + iy) = a + ib$ , then  $h = b$  and  $E(a) = \delta(r)$ .

### xxxCLSQT (CDSQRT) and xxxCSSQT (CSQRT) Subprograms

#### Algorithm

1. Write  $\sqrt{x + iy} = a + ib$ .
2. If  $x = y = 0$ , then  $a = 0$  and  $b = 0$ .
3. If  $x \geq 0$ , then  $a = \sqrt{\frac{|x| + |x + iy|}{2}}$   
and  $b = \frac{y}{2a}$ .

4. If  $x < 0$ , then  $a = \frac{y}{2a}$

$$\text{and } b = (\text{sign } y) \cdot \sqrt{\frac{|x| + |x + iy|}{2}}.$$

The algorithms for both complex square root subprograms are identical. Each subprogram uses the appropriate real square root subprogram (`xxxLSQRT` or `xxxSSQRT`).

**Effect of an Argument Error**

The effect of an argument error depends upon the accuracy of the individual parts of the argument. If  $x + iy = r \cdot e^{ih}$  and  $\sqrt{x + iy} = R \cdot e^{iH}$ , then

$$\epsilon(R) \sim \frac{1}{2} \delta(r), \text{ and } \epsilon(H) \sim \delta(h).$$

**xxxCLSCN Subprogram (CDSIN and CDCOS)**

**Algorithm**

1. If the sine is desired, then

$$\sin(x + iy) = \sin(x) \cdot \cosh(y) + i \cdot \cos(x) \cdot \sinh(y).$$

If the cosine is desired, then

$$\cos(x + iy) = \cos(x) \cdot \cosh(y) + i \cdot \sin(x) \cdot \sinh(y).$$

2. If  $x < 0$ , then  $\sinh(-x) = -\sinh(x)$ .

3. If  $x > 0.3465736$ , then  $\sinh(x) = \frac{e^x - \frac{1}{e^x}}{2}$ .

4. If  $0 \leq x \leq 0.3465736$ , then compute  $\sinh(x)$  by use of the polynomial:

$$\frac{\sinh(x)}{x} \cong a_0 + a_1x^2 + a_2x^4 + \dots + a_5x^{10}.$$

The coefficients are obtained by expanding the polynomial with respect to the Chebyshev polynomials over the range  $0 \leq x^2 \leq 0.120113$ . The relative error of this approximation is less than  $2^{-21.8}$ .

5. The value of  $\cosh(x)$  is computed as  $\cosh(x) = \sinh|x| + \frac{1}{e^{|x|}}$ .

This computation uses the real exponential subprogram (`xxxLEXP`) and the real sine/cosine subprogram (`xxxLSCN`).

**Effect of an Argument Error**

To understand the effect of an argument error upon the accuracy of the answer, the programmer must understand the effect of an argument error in the `xxxLSCN`, `xxxLEXP`, and `xxxLSNH` subprograms.

**xxxCSSCN Subprogram (CSIN and CCOS)**

**Algorithm**

1. If the sine is desired, then

$$\sin(x + iy) = \sin(x) \cdot \cosh(y) + i \cdot \cos(x) \cdot \sinh(y).$$

If the cosine is desired, then

$$\cos(x + iy) = \cos(x) \cdot \cosh(y) + i \cdot \sin(x) \cdot \sinh(y).$$

2. If  $x < 0$ , then  $\sinh(-x) = -\sinh(x)$ .

3. If  $x > 0.3465736$ , then  $\sinh(x) = \frac{e^x - \frac{1}{e^x}}{2}$ .

4. If  $0 \leq x \leq 0.3465736$ , then compute  $\sinh(x)$  by use of the polynomial:

$$\frac{\sinh(x)}{x} \cong a_0 + a_1x^2 + a_2x^4.$$

The coefficients are obtained by expanding the polynomial with respect to the Chebyshev polynomials over the range  $0 \leq x^2 \leq 0.120113$ . The relative error of this approximation is less than  $2^{-26.4}$ .

5. The value of  $\cosh(x)$  is computed as  $\cosh(x) = \sinh|x| + \frac{1}{e^{|x|}}$ .

This computation uses the real exponential subprogram (`xxxSEXP`) and the real sine/cosine subprogram (`xxxSSCN`).

**Effect of an Argument Error**

To understand the effect of an argument error upon the accuracy of the answer, the programmer must understand the effect of an argument in the `xxxSSCN`, `xxxSEXP`, and `xxxSSCNH` subprograms.

**xxxLASCN Subprogram (DARSIN and DARCOS)**

**Algorithm**

1. If  $0 \leq x \leq \frac{1}{2}$ , then compute  $\arccos(x)$  as:

$$\arccos(x) = \frac{\pi}{2} - \arcsin(x).$$

If  $0 \leq x \leq \frac{1}{2}$ , then compute  $\arcsin(x)$  by a polynomial of the form:

$$\arcsin(x) = x + c_1x^3 + c_2x^5 + \dots + c_{12}x^{25}.$$

The coefficients are obtained by expanding the function  $f(z) = \frac{\arcsin(x)}{x}$ ,  $z = x^2$ , with respect to the Chebyshev polynomials over the range,  $0 \leq x \leq \frac{1}{4}$ . The relative error of this approximation is less than  $2^{-55.7}$ .

2. If  $\frac{1}{2} < x \leq 1$ , then compute  $\arcsin(x)$  as:

$$\arcsin(x) = \frac{\pi}{2} - \arccos(x).$$

If  $\frac{1}{2} < x \leq 1$ , then compute  $\arccos(x)$  as:

$$\arccos(x) = 2 \cdot \arcsin\left(\sqrt{\frac{1-x}{2}}\right).$$

This case is now reduced to the first case because within these limits,

$$0 \leq \sqrt{\frac{1-x}{2}} \leq \frac{1}{2}.$$

This computation uses the real square root subprogram (`xxxLSQRT`).

3. If  $-1 \leq x < 0$ , then  $\arcsin(x) = -\arcsin|x|$   
and  $\arccos(x) = \pi - \arccos|x|$ .

This reduces these cases to one of the two positive cases.

**Effect of an Argument Error**

$E \sim \frac{+\Delta}{\sqrt{1-x^2}}$ . For small values of  $x$ ,  $E \sim \Delta$ . Toward the limits ( $\pm 1$ ) of the range a small  $\Delta$  causes a substantial error in the answer. For the arcsine,  $\epsilon \sim \delta$  if the value of  $x$  is small.

## IHCLATAN Subprogram (DATAN)

### Algorithm

1. Reduce the computation of  $\arctan(x)$  to the case  $0 \leq x \leq 1$  by using  $\arctan(-x) = -\arctan(x)$  or

$$\arctan \frac{1}{|x|} = \frac{\pi}{2} - \arctan |x|$$

2. If necessary, reduce the computation further to the case  $|x| \leq \tan 15^\circ$  by using

$$\arctan(x) = 30^\circ + \arctan\left(\frac{\sqrt{3} \cdot x - 1}{x + \sqrt{3}}\right)$$

The value of  $\left|\frac{\sqrt{3} \cdot x - 1}{x + \sqrt{3}}\right| \leq \tan 15^\circ$  if the value of  $x$  is within the range,

$\tan 15^\circ < x \leq 1$ . The value of  $(\sqrt{3} \cdot x - 1)$  is computed as

$(\sqrt{3} - 1)x - \frac{1}{2} - \frac{1}{2} + x$  to avoid the loss of significant digits.

3. For  $|x| \leq \tan 15^\circ$ , use a continued fraction of the form:

$$\frac{\arctan(x)}{x} \cong 1 + \frac{a_1 x^2}{(b_1 + x^2)} + \frac{a_2}{(b_2 + x^2)} + \frac{a_3}{(b_3 + x^2)} + \frac{a_4}{(b_4 + x^2)} + \dots$$

The relative error of this approximation is less than  $2^{-57.9}$ . The coefficients of this formula were derived by transforming the continued fraction:

$$\frac{\arctan(x)}{x} = 1 + \frac{-\frac{1}{3}}{\left(\frac{3}{5} + x^{-2}\right)} - \frac{\frac{3 \cdot 4}{25 \cdot 7}}{\left(\frac{23}{5 \cdot 9} + x^{-2}\right)} - \frac{\frac{16 \cdot 25}{7 \cdot 81 \cdot 11}}{\left(\frac{59}{9 \cdot 13} + x^{-2}\right)} - \frac{\frac{4 \cdot 3 \cdot 9}{5 \cdot 11 \cdot 169}}{\left(\frac{3 \cdot 37}{13 \cdot 17} + x^{-2}\right)} - w$$

where  $w$  has an approximate value of  $\frac{2}{5 \cdot 11 \cdot 13 \cdot 17} (-x^{-2} + 40)$  but the true

$$\text{value of } w \text{ is } \frac{\frac{64 \cdot 27}{5 \cdot 289 \cdot 19}}{\left(\frac{179}{3 \cdot 7 \cdot 17} + x^{-2}\right)} + \dots$$

### Effect of an Argument Error

$E \sim \frac{\Delta}{1 + x^2}$ . For small values of  $x$ ,  $\epsilon \sim \delta$ , and as the value of  $x$  increases, the effect of  $\epsilon$  upon  $\delta$  diminishes.

## xxxLATN2 Subprogram (DATAN and DATAN2)

### Algorithm

1. For  $\arctan(x_1, x_2)$ , if either  $x_2 = 0$  or  $\left|\frac{x_1}{x_2}\right| > 2^{56}$ , the answer =  $(\text{sign } x_1) \cdot \frac{\pi}{2}$ .

Otherwise, if  $x_2 > 0$ , the answer =  $\arctan\left(\frac{x_1}{x_2}\right)$ , and

if  $x_2 < 0$ , the answer =  $\arctan\left(\frac{x_1}{x_2}\right) + (\text{sign } x_1) \cdot \pi$ .

The rest of the computation is identical for either one or two arguments.

2. Reduce the computation of  $\arctan(x)$  to the case  $0 \leq x \leq 1$ , by using

$$\arctan(-x) = -\arctan(x), \text{ or}$$

$$\arctan\left(\frac{1}{|x|}\right) = \frac{\pi}{2} - \arctan|x|.$$

3. If necessary, reduce the computation further to the case  $|x| \leq \tan 15^\circ$  by using

$$\arctan(x) = 30^\circ + \arctan \frac{\sqrt{3} \cdot x - 1}{x + \sqrt{3}}.$$

The value of  $\left| \frac{\sqrt{3} \cdot x - 1}{x + \sqrt{3}} \right| \leq \tan 15^\circ$  if the value  $x$  is within the range,

$\tan 15^\circ < x \leq 1$ . The value of  $(\sqrt{3} \cdot x - 1)$  is computed as  $(\sqrt{3} - 1)x - 1$  to avoid the loss of significant digits.

4. For  $|x| \leq \tan 15^\circ$ , use a continued fraction of the form:

$$\frac{\arctan(x)}{x} \cong 1 + \frac{a_1 x^2}{(b_1 + x^2)} + \frac{a_2}{(b_2 + x^2)} + \frac{a_3}{(b_3 + x^2)} + \frac{a_4}{(b_4 + x^2)} + \dots$$

The relative error of this approximation is less than  $2^{-57.9}$ . The coefficients of this formula were derived by transforming the continued fraction:

$$\begin{aligned} \frac{\arctan(x)}{x} = 1 + & \frac{-1}{\left(\frac{3}{5} + x^{-2}\right)} - \frac{\frac{3 \cdot 4}{25 \cdot 7}}{\left(\frac{23}{5 \cdot 9} + x^{-2}\right)} - \frac{\frac{16 \cdot 25}{7 \cdot 81 \cdot 11}}{\left(\frac{59}{9 \cdot 13} + x^{-2}\right)} - \\ & \frac{\frac{4 \cdot 3 \cdot 9}{5 \cdot 11 \cdot 169}}{\left(\frac{179}{13 \cdot 17} + x^{-2}\right)} - w \end{aligned}$$

where  $w$  has an approximate value of  $\frac{2}{5 \cdot 11 \cdot 13 \cdot 17} (-x^{-2} + 40)$  but the

$$\text{true value of } w \text{ is } \frac{\frac{64 \cdot 27}{5 \cdot 289 \cdot 19}}{\left(\frac{179}{3 \cdot 7 \cdot 17} + x^{-2}\right)} + \dots$$

#### Effect of an Argument Error

$E \sim \frac{\Delta}{1 + x^2}$ . For small values of  $x$ ,  $\epsilon \sim \delta$ , and as the value of  $x$  increases, the effect of  $\epsilon$  upon  $\delta$  diminishes.

#### xxxLERF Subprogram (DERF and DERFC)

##### Algorithm

1. If  $0 \leq x < 1$ , then compute the error function by the following approximation:

$$\operatorname{erf}(x) \cong x (a_0 + a_1 x^2 + a_2 x^4 + \dots + a_{11} x^{22}).$$

The coefficients were obtained by expanding the function  $f(z) = \frac{\operatorname{erf}(x)}{x}$ ,

$z = x^2$ , with respect to the Chebyshev polynomials over the range,  $0 \leq x < 1$ .

The relative error of this approximation is less than  $1.07 \cdot 2^{-57}$ . The value of the complemented error function is computed as  $\operatorname{erfc}(x) = 1 - \operatorname{erf}(x)$  and is

greater than  $\frac{1}{16}$ .

2. If  $1 \leq x < 2.0400009$ , then compute the complemented error function by the following approximation:

$$\operatorname{erfc}(x) \cong b_0 + b_1 z + b_2 z^2 + \dots + b_{18} z^{18}$$

where  $z = x - T_0$  and  $T_0 \cong 1.999999_{16}$ . The coefficients were obtained by ex-

panding the function  $f(z) = \operatorname{erfc}(z + T_0)$  with respect to the Chebyshev polynomials over the range  $-1 \leq x \leq 0.04$ . The absolute error of this approximation is less than  $1.5 \cdot 2^{-61}$ . The limits of this range and the base value for  $T_0$  were used to minimize the hexadecimal truncation error. The value of the complemented error function within this range is greater than  $\frac{1}{256}$ . The value of the error function is computed as  $\operatorname{erf}(x) = 1 - \operatorname{erfc}(x)$ .

3. If  $2.0400009 \leq x \leq 13.306$ , then compute the complemented error function by the following approximation:

$$\operatorname{erfc}(x) \cong \frac{(c_0 + c_1x^{-2} + c_2x^{-4} + \dots + c_{20}x^{-40}) e^{-x^2}}{x}$$

The coefficients were obtained by expanding the function  $f(z) = \operatorname{erfc}(x) \cdot x \cdot e^{x^2}$ ,  $z = x^{-2}$ , with respect to the Chebyshev polynomials over the range  $2.04^{-2} > z \geq 13.306^{-2}$ . The relative error of this approximation ranges from  $2^{-53}$  at 2.04 to  $2^{-51}$  at 13.306. This computation uses the real exponential subprogram (xxxLEXP).

If  $x \leq 6.092$ , then the error function is computed as  $\operatorname{erf}(x) = 1 - \operatorname{erfc}(x)$ .

If  $x > 6.092$ , then the error function is  $\cong 1$ .

4. If  $13.306 < x$ , then the error function is  $\cong 1$ , and the complemented error function is  $\cong 0$ .
5. If  $x < 0$ , then reduce to a case involving a positive argument by the use of the following formulas:

$$\operatorname{erf}(-x) = -\operatorname{erf}(x) \text{ and } \operatorname{erfc}(-x) = 2 - \operatorname{erfc}(x).$$

#### **Effect of an Argument Error**

$E \sim e^{-x^2} \cdot \Delta$ . For the error function, as the magnitude of the argument exceeds 1, the effect of an argument error upon the final accuracy diminishes rapidly. For small values of  $x$ ,  $\epsilon \sim \delta$ . For the complemented error function, if the value of  $x$  is greater than 1,  $\operatorname{erfc}(x) \sim \frac{e^{-x^2}}{2x}$ . Therefore,  $\epsilon \sim 2x^2 \cdot \delta$ . If the value of  $x$  is negative or less than 1, then  $\epsilon \sim e^{-x^2} \cdot \Delta$ .

#### **xxxLEXP Subprogram (DEXP)**

##### **Algorithm**

1. If  $x < -180.2183$ , then 0 is given as the answer.
2. Divide  $x$  by  $\log_e 2$  and write

$$y = \frac{x}{\log_e 2} = (4a - b - \frac{c}{16} - d)$$

where  $a$ ,  $b$ , and  $c$  are integers,  $0 \leq b \leq 3$ ,  $0 \leq c \leq 15$ , and  $d$  is within the range  $0 \leq d < \frac{1}{16}$ . Then,  $e^x = 2^y = 16^a \cdot 2^{-b} \cdot 2^{-c/16} \cdot 2^{-d}$ .

3. Compute  $2^{-d}$  by using the Chebyshev interpolation of degree 6 over the range,  $0 \leq d < \frac{1}{16}$ . The maximum relative error of this computation is  $2^{-57}$ .
4. If  $c > 0$ , then multiply  $2^{-d}$  by  $2^{-c/16}$ . (The 15 values of  $2^{-c/16}$  for  $1 \leq c \leq 15$  are included in the subprogram.)
5. If  $b > 0$ , then halve the result  $b$  times.
6. Finally, add the hexadecimal exponent  $a$  to the characteristic of the answer.

#### **Effect of an Argument Error**

$E \sim \Delta$ . If the magnitude of  $x$  is large, even the round-off error of the argument causes a substantial relative error in the answer because  $\Delta = \delta \cdot x$ .



### xxxLGAMA Subprogram (DGAMMA and DLGAMA)

#### Algorithm

1. If  $0 < x \leq 2^{-252}$ , then compute log-gamma as  $\log_e \Gamma(x) \cong -\log_e(x)$ . This computation uses the real logarithm subprogram (xxxLLOG).
2. If  $2^{-252} < x < 8$ , then compute log-gamma by taking the natural logarithm of the value obtained for gamma. The computation of gamma depends upon the range into which the argument falls.
3. If  $2^{-252} < x < 1$ , then use  $\Gamma(x) = \frac{\Gamma(x+1)}{x}$  to reduce to the next case.
4. If  $1 \leq x \leq 2$ , then compute gamma by the following approximation:  
$$\Gamma(x) \cong a_0 + a_1 z + a_2 z^2 + \dots + a_{22} z^{22}$$
where  $z = x - 1.5$ . The coefficients were obtained by expanding the function  $f(z) = \Gamma(x)$  with respect to the Chebyshev polynomial for  $|z| \leq 0.5$ . The absolute error of this approximation is less than  $1.5 \cdot 2^{-58}$ .
5. If  $2 < x < 8$ , then use  $\Gamma(x) = (x-1) \Gamma(x-1)$  to reduce to the preceding case.
6. If  $8 \leq x$ , then compute log-gamma by the use of Stirling's formula:

$$\log_e \Gamma(x) \cong x(\log_e(x) - 1) - \frac{1}{2} \log_e(x) + \frac{1}{2} \log_e(2\pi) + G(x).$$

The modifier term  $G(x)$  is computed as

$$G(x) \cong b_1 x^{-1} + b_2 x^{-3} + b_3 x^{-5} + b_4 x^{-7} + b_5 x^{-9}.$$

The coefficients were obtained by expanding the function  $f(z) = \frac{G(x)}{x}$ ,  $z = x^{-2}$ , with respect to the Chebyshev polynomials over the range  $0 < z < 8^{-2}$ . The absolute error of the approximation for  $G(x)$  is less than  $x \cdot 2^{-56}$ . Because, in this range,  $x < \log_e \Gamma(x)$ , the contribution of this error to the relative error of the value for log-gamma is less than  $2^{-56}$ . This computation uses the real logarithm subprogram (xxxLLOG).

For gamma, compute  $\Gamma(x) = e^y$ , where  $y$  is the value obtained for log-gamma. This computation uses the real exponential subprogram (xxxLEXP).

#### Effect of an Argument Error

$\epsilon \sim \psi(x) \cdot \Delta$  for gamma, and  $E \sim \psi(x) \cdot \Delta$  for log-gamma, where  $\psi$  is the digamma function.

If  $\frac{1}{2} < x < 3$ , then  $-2 < \psi(x) < 1$ . Therefore,  $E \sim \Delta$  for log-gamma. However, because  $x = 1$  and  $x = 2$  are zeros of the log-gamma function, even a small  $\delta$  can cause a substantial  $\epsilon$  in this range.

If the value of  $x$  is large, then  $\psi(x) \sim \log_e(x)$ . Therefore, for gamma,  $\epsilon \sim \delta \cdot x \cdot \log_e(x)$ . In this case, even the round-off error of the argument contributes greatly to the relative error of the answer. For log-gamma with large values of  $x$ ,  $\epsilon \sim \delta$ .

### xxxLLOG Subprogram (DLOG and DLOG10)

#### Algorithm

1. Write  $x = 16^p \cdot 2^{-q} \cdot m$ , where  $p$  is the exponent,  $q$  is an integer,  $0 \leq q \leq 3$ , and  $m$  is within the range,  $\frac{1}{2} \leq m < 1$ .
2. Define two constants,  $a$  and  $b$  (where  $a =$  base point and  $2^{-b} = a$ ) as follows:

$$\text{If } \frac{1}{2} \leq m < \frac{1}{\sqrt{2}}, \text{ then } a = \frac{1}{2} \text{ and } b = 1.$$

$$\text{If } \frac{1}{\sqrt{2}} \leq m < 1, \text{ then } a = 1 \text{ and } b = 0.$$

3. Write  $z = \frac{m-a}{m+a}$ . Then,  $m = a \cdot \frac{1+z}{1-z}$  and  $|z| < 0.1716$ .
4. Now,  $x = 2^{4p-q-b} \cdot \frac{1+z}{1-z}$ , and  $\log_e x = (4p - q - b) \log_e 2 + \log_e \left( \frac{1+z}{1-z} \right)$ .
5. Finally,  $\log_e \left( \frac{1+z}{1-z} \right)$  is computed by using the Chebyshev interpolation of degree 7 in  $z^2$  over the range,  $0 \leq z^2 \leq 0.02944$ . The maximum relative error of this approximation is  $2^{-59.6}$ .
6. If the common logarithm is desired, then  $\log_{10} x = \log_{10} e \cdot \log_e x$ .

**Effect of an Argument Error**

$E \sim \delta$ . Therefore, if the value of the argument is close to 1, the relative error can be very large because the value of the function is very small.

**xxxLSCN Subprogram (DSIN and DCOS)**

**Algorithm**

1. Divide  $|x|$  by  $\frac{\pi}{4}$  and separate the quotient ( $z$ ) into its integer part ( $q$ ) and its fraction part ( $r$ ). Then,  $z = |x| \cdot \frac{4}{\pi} = q + r$ , where  $q$  is an integer and  $r$  is within the range,  $0 \leq r < 1$ .
2. If the cosine is desired, add 2 to  $q$ . If the sine is desired and if  $x$  is negative, add 4 to  $q$ . This adjustment of  $q$  reduces the general case to the computation of  $\sin(x)$  for  $x \geq 0$ , because

$$\begin{aligned} \cos(\pm x) &= \sin\left(|x| + \frac{\pi}{2}\right), \text{ and} \\ \sin(-x) &= \sin(|x| + \pi). \end{aligned}$$

3. Let  $q_0 \equiv q \pmod{8}$ .

$$\begin{aligned} \text{Then, for } q_0 = 0, \sin(x) &= \sin\left(\frac{\pi}{4} \cdot r\right) \\ q_0 = 1, \sin(x) &= \cos\left(\frac{\pi}{4}(1-r)\right) \\ q_0 = 2, \sin(x) &= \cos\left(\frac{\pi}{4} \cdot r\right) \\ q_0 = 3, \sin(x) &= \sin\left(\frac{\pi}{4}(1-r)\right) \\ q_0 = 4, \sin(x) &= -\sin\left(\frac{\pi}{4} \cdot r\right) \\ q_0 = 5, \sin(x) &= -\cos\left(\frac{\pi}{4}(1-r)\right) \\ q_0 = 6, \sin(x) &= -\cos\left(\frac{\pi}{4} \cdot r\right) \\ q_0 = 7, \sin(x) &= -\sin\left(\frac{\pi}{4}(1-r)\right) \end{aligned}$$

These formulas reduce each case to the computation of either  $\sin\left(\frac{\pi}{4} \cdot r_1\right)$  or  $\cos\left(\frac{\pi}{4} \cdot r_1\right)$ ; where  $r_1$  is either  $r$  or  $(1-r)$ , and is within the range,  $0 \leq r_1 \leq 1$ .

4. Finally, either  $\sin\left(\frac{\pi}{4} \cdot r_1\right)$  or  $\cos\left(\frac{\pi}{4} \cdot r_1\right)$  is computed, using the Chebyshev interpolation of degree 6 in  $r_1^2$  for the sine, and of degree 7 in  $r_1^2$  for the cosine. The maximum relative error of the sine polynomial is  $2^{-58}$  and that of the cosine polynomial is  $2^{-64.3}$ .

**Effect of an Argument Error**

$E \sim \Delta$ . As the value of the argument increases,  $\Delta$  increases. Because the function value diminishes periodically, no consistent relative error control can be maintained outside of the principal range,  $-\frac{\pi}{2} \leq x \leq +\frac{\pi}{2}$ .

**xxxLSCNH Subprogram (DSINH and DCOSH)****Algorithm**

1. If  $|x| < 0.3465736$ , then compute  $\sinh(x)$  as:

$$\sinh(x) \cong x + c_1x^3 + c_2x^5 + c_3x^7 + c_4x^9 + c_5x^{11}.$$

The coefficients are obtained by expanding the function  $f(z) = \frac{\sinh(x)}{x}$ ,

$z = x^2$ , with respect to the Chebyshev polynomials over the range,

$0 \leq z < 0.12011326$ . The relative error of this approximation is less than  $2^{-61.9}$ .

2. If either  $|x| \geq 0.3465736$  or the  $\cosh(x)$  is desired, obtain  $w = e^{|x|}$ . Then,  $\cosh(x) = \frac{w + w^{-1}}{2}$ , and  $\sinh(x) = (\text{sign } x) \cdot \frac{w - w^{-1}}{2}$ . The real exponential subprogram (xxxLEXP) is used to compute the value of  $w$ .

**Effect of an Argument Error**

For the hyperbolic sine,  $E \sim \Delta \cdot \cosh(x)$  and  $\epsilon \sim \Delta \cdot \coth(x)$ .

For the hyperbolic cosine,  $E \sim \Delta \cdot \sinh(x)$  and  $\epsilon \sim \Delta \cdot \tanh(x)$ .

Specifically, for the cosine,  $E \sim \Delta$  over the entire range; for the sine,  $\epsilon \sim \delta$  for the small values of  $x$ .

**xxxLSQRT Subprogram (DSQRT)****Algorithm**

1. If  $x = 0$ , then the answer is 0.
2. Write  $x = 16^{2p-q} \cdot m$ , where  $2p - q$  is the exponent and  $q$  equals either 0 or 1;  $m$  is the mantissa and is within the range,  $\frac{1}{16} \leq m \leq 1$ .
3. Then,  $\sqrt{x} = 16^p \cdot 2^{-2q} \cdot \sqrt{m}$ .

4. For the first approximation of  $\sqrt{x}$ , compute the following:

$$y_0 = 2^{-2q} \cdot 16^p \cdot \left( \frac{2}{9} + \frac{8}{9} \cdot m \right).$$

The maximum relative error of this approximation is  $\frac{1}{9}$ .

5. Apply the Newton-Raphson iteration

$$y_{n+1} = \frac{1}{2} \left( y_n + \frac{x}{y_n} \right)$$

four times to  $y_0$  (the first two times in the short form and the last two times in the long form). The final step is performed as

$$y_4 = y_3 + \frac{1}{2} \left( \frac{x}{y_3} - y_3 \right)$$

to minimize the computational truncation error. The maximum relative error of the final result is theoretically  $2^{-65.70}$ .

**Effect of an Argument Error**

$$\epsilon \sim \frac{1}{2} \delta$$

### xxxLTANH Subprogram (DTANH)

#### Algorithm

1. If  $|x| < 0.54931$ , then use the following fractional approximation:

$$\frac{\tanh(x)}{x} \cong 1 - \frac{a_1x^2 + a_2x^4 + a_3x^6 + x^8}{b_0 + b_1x^2 + b_2x^4 + b_3x^6 + x^8}$$

where:

$$\begin{array}{ll} a_1 = 676440.765 & b_0 = 2029322.295 \\ a_2 = 45092.124 & b_1 = 947005.29 \\ a_3 = 594.459 & b_2 = 52028.55 \\ & b_3 = 630.476 \end{array}$$

The maximum relative error of this approximation is  $2^{-64.5}$ . The formula was obtained by transforming the continued fraction

$$\frac{\tanh(x)}{x} = 1 + \frac{x^2}{3 + \frac{x^2}{5 + \frac{x^2}{\dots + \frac{x^2}{15 + w}}}}$$

where  $w$  has an approximate value of 0.017, but the true value of  $w$  is

$$\frac{x^2}{17 + \frac{x^2}{19 + \dots}}$$

2. If  $0.54931 \leq x < 20.101$ , then use the identity  $\tanh(x) = 1 - \frac{2}{e^{2x} + 1}$ . This computation uses the double precision exponential subprogram (xxxLEXP).
3. If  $x \geq 20.101$ , then  $\tanh(x) \cong 1$ .
4. If  $x \leq -0.54931$ , then use the identity  $\tanh(x) = -\tanh(-x)$ .

#### Effect of an Argument Error

$E \sim (1 - \tanh^2 x) \Delta$ , and  $\epsilon \sim \frac{2 \Delta}{\sinh(2x)}$ . For small values of  $x$ ,  $\epsilon \sim \delta$ . As the value of  $x$  increases, the effect of  $\delta$  upon  $\epsilon$  diminishes.

### xxxLTNCT Subprogram (DTAN and DCOTAN)

#### Algorithm

1. Divide  $|x|$  by  $\frac{\pi}{4}$  and separate the result into the integer part ( $q$ ) and the fraction part ( $r$ ). Then,  $|x| = \frac{\pi}{4} (q + r)$ .
2. Obtain the reduced argument ( $w$ ) as follows:  
if  $q$  is even, then  $w = r$ .  
if  $q$  is odd, then  $w = 1 - r$ .

The range of the reduced argument is  $0 \leq w \leq 1$ .

3. Let  $q_0 = q \bmod 4$ .

$$\text{Then, for } q_0 = 0, \tan |x| = \tan\left(\frac{\pi}{4} \cdot w\right) \text{ and } \cot |x| = \cot\left(\frac{\pi}{4} \cdot w\right)$$

$$q_0 = 1, \tan |x| = \cot\left(\frac{\pi}{4} \cdot w\right) \text{ and } \cot |x| = \tan\left(\frac{\pi}{4} \cdot w\right)$$

$$q_0 = 2, \tan |x| = -\cot\left(\frac{\pi}{4} \cdot w\right) \text{ and } \cot |x| = -\tan\left(\frac{\pi}{4} \cdot w\right)$$

$$q_0 = 3, \tan |x| = -\tan\left(\frac{\pi}{4} \cdot w\right) \text{ and } \cot |x| = -\cot\left(\frac{\pi}{4} \cdot w\right)$$

4. The values of  $\tan\left(\frac{\pi}{4} \cdot w\right)$  and  $\cot\left(\frac{\pi}{4} \cdot w\right)$  are computed as the ratio of two polynomials.

$$\tan\left(\frac{\pi}{4} \cdot w\right) \cong \frac{w \cdot P(w^2)}{Q(w^2)}, \text{ and } \cot\left(\frac{\pi}{4} \cdot w\right) \cong \frac{Q(w^2)}{w \cdot P(w^2)}$$

where  $P(w^2)$  is of degree 3 and  $Q(w^2)$  is of degree 4 in  $w^2$ . The coefficients of  $P$  and  $Q$  are obtained by economizing the continued fraction

$$\frac{\tan(z)}{z} = 1 - \frac{z^2}{3-} \frac{z^2}{5-} \frac{z^2}{7-} \cdots$$

in the following way.

$$\text{Write: } \frac{\tan(z)}{z} \cong 1 - \frac{z^2}{3-} \frac{z^2}{5-} \frac{z^2}{7-} \frac{z^2}{9-} \frac{z^2}{(11+d_1)-} \frac{z^2}{(13+d_2)-} \frac{z^2}{(15+d_3)-}$$

and determine the values for  $d_1$ ,  $d_2$ , and  $d_3$  so that the right-hand expression gives the exact answers for  $z^2 = 0.395$ ,  $0.542$ , and  $0.607$ . Then the maximum relative error of this formula over the range  $0 \leq z \leq \frac{\pi}{4}$  is  $3.4 \cdot 10^{-19}$ .

Change the variable from  $z$  to  $w = \frac{\pi}{4} \cdot z$  and rewrite the formula to obtain  $P(w^2)$  and  $Q(w^2)$ .

5. If  $x < 0$ , then  $\tan(x) = -\tan|x|$ , and  $\cot(x) = -\cot|x|$ .

#### Effect of an Argument Error

$E \sim \frac{\Delta}{\cos^2(x)}$ , and  $\epsilon \sim \frac{2}{\sin(2x)}$  for  $\tan(x)$ . Therefore, near the singularities of  $x = \left(k + \frac{1}{2}\right)\pi$ , where  $k$  is an integer, no error control can be maintained. This is also true for  $\cotan(x)$  for values of  $x$  near  $k\pi$ , where  $k$  is an integer.

#### xxxSASCN Subprogram (ARSIN and ARCOS)

##### Algorithm

1. If  $0 \leq x \leq \frac{1}{2}$ , then compute  $\arccos(x)$  as:

$$\arccos(x) = \frac{\pi}{2} - \arcsin(x).$$

If  $0 \leq x \leq \frac{1}{2}$ , then compute  $\arcsin(x)$  by a polynomial of the form:

$$\arcsin(x) \cong x + c_1x^3 + c_2x^5 + c_3x^7 + c_4x^9 + c_5x^{11}.$$

The coefficients are obtained by expanding the function  $f(z) = \frac{\arcsin(x)}{x}$ ,

$z = x^2$ , with respect to the Chebyshev polynomials over the range  $0 \leq z \leq \frac{1}{4}$ .

The relative error of this approximation is less than  $2^{-27.5}$ .

2. If  $\frac{1}{2} < x \leq 1$ , then compute  $\arcsin(x)$  as:

$$\arcsin(x) = \frac{\pi}{2} - \arccos(x).$$

If  $\frac{1}{2} < x \leq 1$ , then compute  $\arccos(x)$  as:

$$\arccos(x) = 2 \cdot \arcsin\left(\sqrt{\frac{1-x}{2}}\right).$$

This case is now reduced to the first case because within these limits,

$$0 \leq \sqrt{\frac{1-x}{2}} \leq \frac{1}{2}.$$

This computation uses the real square root subprogram (xxxSQRT).

3. If  $-1 \leq x < 0$ , then  $\arcsin(x) = -\arcsin|x|$ , and  $\arccos(x) = \pi - \arccos|x|$ . This reduces these cases to one of the two positive cases.

**Effect of an Argument Error**

$E \sim \frac{\Delta}{\sqrt{1-x^2}}$ . For small values of  $x$ ,  $E \sim \Delta$ . Toward the limits ( $\pm 1$ ) of the range, a small  $\Delta$  causes a substantial error in the answer.

**IHCSATAN Subprogram (ATAN)**

**Algorithm**

1. Reduce the computation of  $\arctan(x)$  to the case  $0 \leq x \leq 1$ , by using  $\arctan(-x) = -\arctan(x)$ , or  $\arctan\left(\frac{1}{|x|}\right) = \frac{\pi}{2} - \arctan|x|$ .
2. If necessary, reduce the computation further to the case  $|x| \leq \tan 15^\circ$  by using

$$\arctan(x) = 30^\circ + \arctan\left(\frac{\sqrt{3} \cdot x - 1}{x + \sqrt{3}}\right).$$

The value of  $\left|\frac{\sqrt{3} \cdot x - 1}{x + \sqrt{3}}\right| \leq \tan 15^\circ$  if the value of  $x$  is within the range,

$\tan 15^\circ < x \leq 1$ . The value of  $(\sqrt{3} \cdot x - 1)$  is computed as  $(\sqrt{3} - 1)x - 1 + x$  to avoid the loss of significant digits.

3. For  $|x| \leq \tan 15^\circ$ , use the approximation formula:

$$\frac{\arctan(x)}{x} \cong 0.60310579 - 0.05160454x^2 + \frac{0.55913709}{x^2 + 1.4087812}$$

This formula has a relative error less than  $2^{-27.1}$  and can be obtained by transforming the continued fraction

$$\frac{\arctan(x)}{x} = 1 - \frac{x^2}{3 + \frac{\frac{x^2}{5}}{\left(\frac{5}{7} + x^{-2}\right) - w}}$$

where  $w$  has an approximate value of  $\left(-\frac{75}{77}x^{-2} + \frac{3375}{77}\right)10^{-4}$ , but the true

value of  $w$  is  $\frac{4 \cdot 5}{7 \cdot 7 \cdot 9} \dots \dots \left(\frac{43}{7 \cdot 11} + x^{-2}\right) +$

The original continued fraction can be obtained by transforming the Taylor series into continued fraction form.

**Effect of an Argument Error**

$E \sim \frac{\Delta}{1+x^2}$ . For small values of  $x$ ,  $\epsilon \sim \delta$ ; as the value of  $x$  increases, the effect of  $\delta$  upon  $\epsilon$  diminishes.

**xxxSATN2 Subprogram (ATAN and ATAN2)**

**Algorithm**

1. For  $\arctan(x_1, x_2)$ , if either  $x_2 = 0$  or  $\left|\frac{x_1}{x_2}\right| > 2^{24}$ , the answer =  $(\text{sign } x_1) \cdot \frac{\pi}{2}$ .

Otherwise, if  $x_2 > 0$ , the answer =  $\arctan\left(\frac{x_1}{x_2}\right)$ , and

if  $x_2 < 0$ , the answer =  $\arctan\left(\frac{x_1}{x_2}\right) + (\text{sign } x_1) \pi$ .

The rest of the computation is identical for either one or two arguments.

2. Reduce the computation of  $\arctan(x)$  to the case  $0 \leq x \leq 1$ , by using  $\arctan(-x) = -\arctan(x)$  or

$$\arctan\left(\frac{1}{|x|}\right) = \frac{\pi}{2} - \arctan|x|.$$

3. If necessary, reduce the computation further to the case  $|x| \leq \tan 15^\circ$  by using

$$\arctan(x) = 30^\circ + \arctan\frac{\sqrt{3} \cdot x - 1}{x + \sqrt{3}}.$$

The value of  $\left|\frac{\sqrt{3} \cdot x - 1}{x + \sqrt{3}}\right| \leq \tan 15^\circ$  if the value of  $x$  is within the range,  $\tan 15^\circ < x \leq 1$ . The value of  $(\sqrt{3} \cdot x - 1)$  is computed as  $(\sqrt{3} - 1)x - 1 + x$  to avoid the loss of significant digits.

4. For  $|x| \leq \tan 15^\circ$ , use the approximation formula:

$$\frac{\arctan(x)}{x} \cong 0.060310579 - 0.0516045x^2 + \frac{0.55913709}{x^2 + 1.4087812}$$

This formula has a relative error less than  $2^{-27.1}$  and can be obtained by transforming the continued fraction

$$\frac{\arctan(x)}{x} = 1 - \frac{x^2}{3 + \frac{\frac{x^2}{5}}{\left(\frac{5}{7} + x^{-2}\right) - w}}$$

where  $w$  has an approximate value of  $\left(-\frac{75}{77}x^{-2} + \frac{3375}{77}\right) 10^{-4}$  but the true

$$\text{value of } w \text{ is } \frac{4 \cdot 5}{7 \cdot 7 \cdot 9} \cdot \frac{1}{\left(\frac{43}{7 \cdot 11} + x^{-2}\right) + \dots}$$

The original continued fraction can be obtained by transforming the Taylor series into continued fraction form.

#### **Effect of an Argument Error**

$E \sim \frac{\Delta}{1+x^2}$ . For small values of  $x$ ,  $\epsilon \sim \delta$ ; as the value of  $x$  increases, the effect of  $\delta$  upon  $\epsilon$  diminishes.

#### **xxxSERF Subprogram (ERF and ERFC)**

##### **Algorithm**

1. If  $0 \leq x \leq 1.317$ , then compute the error function by the following approximation:

$$\operatorname{erf}(x) \cong x(a_0 + a_1x^2 + a_2x^4 + \dots + a_6x^{12}).$$

The coefficients were obtained by expanding the function  $f(z) = \frac{\operatorname{erf}(x)}{x}$ ,  $z = x^2$ , with respect to the Chebyshev polynomials over the range  $0 \leq x \leq 1.317$ . The relative error of this approximation is less than  $2^{-24}$ . The value of the complemented error function is computed as  $\operatorname{erfc}(x) = 1 - \operatorname{erf}(x)$  and is greater than  $\frac{1}{16}$ .

2. If  $1.317 < x \leq 2.0400009$ , then compute the complemented error function by the following approximation:

$$\operatorname{erfc}(x) \cong b_0 + b_1z + b_2z^2 + \dots + b_7z^7$$

where  $z = x - T_0$  and  $T_0 \cong 2.0400009$ . The coefficients were obtained by expanding the function  $f(z) = \operatorname{erfc}(x + T_0)$  with respect to the Chebyshev

polynomials over the range  $(1.317 - T_0) < z \leq 0$ . The absolute error of this approximation is less than  $1.3 \cdot 2^{-30}$ . The value of the complemented error function within the range  $1.317 < x \leq T_0$  is greater than  $\frac{1}{256}$ . The value of the error function is computed as  $\text{erf}(x) = 1 - \text{erfc}(x)$ .

3. If  $T_0 < x \leq 13.306$ , then compute the complemented error function by the following approximation:

$$\text{erfc}(x) \cong \frac{(c_0 + c_1x^{-2} + c_2x^{-4} + \dots + c_6x^{-12}) e^{-x^2}}{x}$$

The coefficients were obtained by expanding the function  $f(z) = \text{erfc}(x) \cdot x \cdot e^{x^2}$ ,  $z = x^{-2}$ , with respect to the Chebyshev polynomials over the range  $T_0^{-2} > z \geq 13.306^{-2}$ . The relative error of this approximation is less than  $1.2 \cdot 2^{-23}$ . This computation uses the real exponential subprogram (`xxxSEXP`).

If  $x \leq 3.9192$ , then the error function is computed as  $\text{erf}(x) = 1 - \text{erfc}(x)$ .  
If  $x > 3.9192$ , then the error function is  $\cong 1$ .

4. If  $13.306 < x$ , then the error function is  $\cong 1$ , and the complemented error function is  $\cong 0$ .
5. If  $x < 0$ , then reduce to a case involving a positive argument by the use of the following formulas:

$$\begin{aligned} \text{erf}(-x) &= -\text{erf}(x) \text{ and} \\ \text{erfc}(-x) &= 2 - \text{erfc}(x). \end{aligned}$$

#### **Effect of an Argument Error**

$E \sim e^{-x^2} \cdot \Delta$ . For the error function, as the magnitude of the argument exceeds 1, the effect of an argument error upon the final accuracy diminishes rapidly. For small values of  $x$ ,  $\epsilon \sim \delta$ . For the complemented error function, if the value of  $x$  is greater than 1,  $\text{erfc}(x) \sim \frac{e^{-x^2}}{2x}$ . Therefore,  $\epsilon \sim 2x^2 \cdot \delta$ . If the value of  $x$  is negative or less than 1, then  $\epsilon \sim e^{-x^2} \cdot \Delta$ .

#### **xxxSEXP Subprogram (EXP)**

##### **Algorithm**

1. If  $x < -180.218$ , then 0 is given as the answer.
2. If  $|x| < 2^{-28}$ , then 1 is given as the answer.
3. Otherwise, divide  $x$  by  $\log_e 2$  and write

$$y = \frac{x}{\log_e 2} = (4a - b - d)$$

where  $a$  and  $b$  are integers,  $0 \leq b \leq 3$  and  $0 \leq d < 1$ .  
Then,  $e^x = 2^y = (16^a \cdot 2^{-b} \cdot 2^{-d})$ .

4. Compute  $2^{-d}$  by the following fractional approximation:

$$2^{-d} \cong \frac{2d}{0.034657359 d^2 + d + 9.9545958 - \frac{617.97227}{d^2 + 87.417497}}$$

This formula can be obtained by transforming the Gaussian-type continued fraction

$$e^z = 1 - \frac{z}{1+} \frac{z}{2-} \frac{z}{3+} \frac{z}{2-} \frac{z}{5+} \frac{z}{2-} \frac{z}{7+} \frac{z}{2-}$$

The maximum relative error of this approximation is  $2^{-29}$ .

5. Multiply  $2^{-d}$  by  $2^{-b}$ .
6. Finally, add the hexadecimal exponent  $a$  to the characteristic of the answer.



**Effect of an Argument Error**

$\epsilon \sim \Delta$ . If the magnitude of  $x$  is large, even the round-off error of the argument causes a substantial relative error in the answer because  $\Delta = \delta \cdot x$ .

**xxxSGAMA Subprogram (GAMMA and ALGAMA)****Algorithm**

1. If  $0 < x \leq 2^{-252}$ , then compute log-gamma as  $\log_e \Gamma(x) \cong -\log_e(x)$ . This computation uses the real logarithm subprogram (xxxSLOG).
2. If  $2^{-252} < x < 8$ , then compute log-gamma by taking the natural logarithm of the value obtained for gamma. The computation of gamma depends upon the range into which the argument falls.
3. If  $2^{-252} < x < 1$ , then use  $\Gamma(x) = \frac{\Gamma(x+1)}{x}$  to reduce to the next case.
4. If  $1 \leq x \leq 2$ , then compute gamma by the following approximation:  

$$\Gamma(x) \cong a_0 + a_1z + a_2z^2 + \dots + a_9z^9$$
 where  $z = x - 1.5$ . The coefficients were obtained by expanding the function  $f(z) = \Gamma(x)$  with respect to the Chebyshev polynomials for  $|z| \leq 0.5$ . The absolute error of this approximation is less than  $1.5 \cdot 2^{-25}$ .
5. If  $2 < x < 8$ , then use  $\Gamma(x) = (x-1)\Gamma(x-1)$  to reduce step by step to the preceding case.
6. If  $8 \leq x$ , then compute log-gamma by the use of Stirling's formula:

$$\log_e \Gamma(x) \cong x(\log_e(x) - 1) - \frac{1}{2} \log_e(x) + \frac{1}{2} \log_e(2\pi) + G(x).$$

The modifier term  $G(x)$  is computed as

$$G(x) = b_1x^{-1} + b_2x^{-2}.$$

The absolute error of the approximation for  $G(x)$  is  $1.4 \cdot 2^{-23}$ . This computation uses the real logarithm subprogram (xxxSLOG).

For gamma, compute  $\Gamma(x) = e^y$ , where  $y$  is the value obtained for log-gamma. This computation uses the real exponential subprogram (xxxSEXP).

**Effect of an Argument Error**

$\epsilon \sim \psi(x) \cdot \Delta$  for gamma, and  $E \sim \psi(x) \cdot \Delta$  for log-gamma, where  $\psi$  is the digamma function.

If  $\frac{1}{2} < x < 3$ , then  $-2 < \psi(x) < 1$ . Therefore,  $E \sim \Delta$  for log-gamma. However, because  $x = 1$  and  $x = 2$  are zeros of the log-gamma function, even a small  $\delta$  can cause a substantial  $\epsilon$  in this range.

If the value of  $x$  is large, then  $\psi(x) \sim \log_e(x)$ . Therefore, for gamma,  $\epsilon \sim \delta x \cdot \log_e(x)$ . In this case, even the round-off error of the argument contributes greatly to the relative error of the answer. For log-gamma with large values of  $x$ ,  $\epsilon \sim \delta$ .

**xxxSLOG Subprogram (ALOG and ALOG10)****Algorithm**

1. Write  $x = 16^p \cdot m$ , where  $p$  is an integer and  $m$  is within the range,  $\frac{1}{16} \leq m < 1$ .
2. Define two constants,  $a$  and  $b$ , where  $a =$  base point and  $2^{-b} = a$ , as follows:

$$\text{If } \frac{1}{16} \leq m < \frac{1}{8}, \text{ then } a = \frac{1}{16} \text{ and } b = 4.$$

$$\text{If } \frac{1}{8} \leq m < \frac{1}{2}, \text{ then } a = \frac{1}{4} \text{ and } b = 2.$$

$$\text{If } \frac{1}{2} \leq m < 1, \text{ then } a = 1 \text{ and } b = 0.$$

3. Write  $z = \frac{m - a}{m + a}$ . Then,  $m = a \cdot \frac{1 + z}{1 - z}$ , and  $|z| \leq \frac{1}{3}$ .
4. Now,  $x = 2^{4p-b} \cdot \frac{1 + z}{1 - z}$ , and  $\log_e x = (4p - b) \log_e 2 + \log_e \left( \frac{1 + z}{1 - z} \right)$ .
5. Finally,  $\log_e \left( \frac{1 + z}{1 - z} \right)$  is evaluated using the Chebyshev interpolation of degree 4 in  $z^2$  over the range,  $0 \leq z^2 \leq \frac{1}{9}$ . The maximum relative error of this approximation is  $2^{-27.8}$ .
6. If the common logarithm is desired, then  $\log_{10} x = \log_{10} e \cdot \log_e x$ .

**Effect of an Argument Error**

$E \sim \delta$ . Specifically, if  $\delta$  is the round-off error of the argument, e.g.,  $\delta \sim 6 \cdot 10^{-8}$ , then  $E \sim 6 \cdot 10^{-8}$ . Therefore, if the argument is close to 1, the relative error can be very large because the value of the function is very small.

**xxxSSCN Subprogram (SIN and COS)**

**Algorithm**

1. Define  $z = \frac{4}{\pi} \cdot |x|$  and separate  $z$  into its integer part ( $q$ ) and its fraction part ( $r$ ). Then  $z = q + r$ , and  $|x| = \left( \frac{\pi}{4} \cdot q \right) + \left( \frac{\pi}{4} \cdot r \right)$ .
2. If the cosine is desired, add 2 to  $q$ . If the sine is desired and if  $x$  is negative, add 4 to  $q$ . This adjustment of  $q$  reduces the general case to the computation of  $\sin(x)$  for  $x \geq 0$  because

$$\begin{aligned} \cos(\pm x) &= \sin\left(\frac{\pi}{2} + x\right), \text{ and} \\ \sin(-x) &= \sin(\pi + x). \end{aligned}$$

3. Let  $q_0 \equiv q \pmod{8}$ .

$$\begin{aligned} \text{Then, for } q_0 = 0, \sin(x) &= \sin\left(\frac{\pi}{4} \cdot r\right) \\ q_0 = 1, \sin(x) &= \cos\left(\frac{\pi}{4}(1 - r)\right) \\ q_0 = 2, \sin(x) &= \cos\left(\frac{\pi}{4} \cdot r\right) \\ q_0 = 3, \sin(x) &= \sin\left(\frac{\pi}{4}(1 - r)\right) \\ q_0 = 4, \sin(x) &= -\sin\left(\frac{\pi}{4} \cdot r\right) \\ q_0 = 5, \sin(x) &= -\cos\left(\frac{\pi}{4}(1 - r)\right) \\ q_0 = 6, \sin(x) &= -\cos\left(\frac{\pi}{4} \cdot r\right) \\ q_0 = 7, \sin(x) &= -\sin\left(\frac{\pi}{4}(1 - r)\right) \end{aligned}$$

These formulas reduce each case to the computation of either  $\sin\left(\frac{\pi}{4} \cdot r_1\right)$  or  $\cos\left(\frac{\pi}{4} \cdot r_1\right)$  where  $r_1$  is either  $r$  or  $(1 - r)$  and is within the range,  $0 \leq r_1 \leq 1$ .

4. Finally, the computation for either the sine or the cosine is performed, using the Chebyshev interpolation of degree 3 in  $r_1^2$ . The maximum relative error of the sine polynomial is  $2^{-28.1}$  and that of the cosine polynomial is  $2^{-24.6}$ .

**Effect of an Argument Error**

$E \sim \Delta$ . As the value of  $x$  increases,  $\Delta$  increases. Because the function value diminishes periodically, no consistent relative error control can be maintained outside the principal range,  $-\frac{\pi}{2} \leq x \leq +\frac{\pi}{2}$ .

**xxxSSCNH Subprogram (SINH and COSH)**

**Algorithm**

1. If  $|x| < 0.3465736$ , then compute  $\sinh(x)$  as:

$$\sinh(x) \cong x + 0.16666505x^3 + 0.00836915x^5.$$

The coefficients were obtained by expanding the function  $f(z) = \frac{\sinh(x)}{x}$ ,

$z = x^2$ , with respect to the Chebyshev polynomials over the range  $0 < z < 0.12011326$ . The relative error of this approximation is less than  $2^{-26.5}$ .

2. If either  $|x| \geq 0.3465736$  or the  $\cosh(x)$  is desired, obtain  $w = e^{|x|}$ . Then,  $\cosh(x) = \frac{w + w^{-1}}{2}$ , and  $\sinh(x) = (\text{sign } x) \cdot \frac{w - w^{-1}}{2}$ . The real exponential subprogram (xxxSEXP) is used to compute the value of  $w$ .

**Effect of an Argument Error**

For the hyperbolic sine,  $E \sim \Delta \cdot \cosh(x)$  and  $\epsilon \sim \Delta \cdot \coth(x)$ .

For the hyperbolic cosine,  $E \sim \Delta \cdot \sinh(x)$  and  $\epsilon \sim \delta \cdot \tanh(x)$ .

Specifically, for the cosine,  $\epsilon \sim \Delta$  over the entire range; for the sine,  $\epsilon \sim \delta$  for small values of  $x$ .

**xxxSSQRT Subprogram (SQRT)**

**Algorithm**

1. If  $x = 0$ , then the answer is 0.
2. Write  $x = 16^{2p} \cdot m$ , where  $p$  is an integer and  $m$  is within the range,  $\frac{1}{256} \leq m < 1$ .
3. Then,  $\sqrt{x} = 16^p \cdot \sqrt{m}$ , where  $p$  is the exponent of the answer and  $m$  is the mantissa of the answer.
4. For the first approximation of  $\sqrt{m}$ , take hyperbolic approximations of the form  $a + \frac{b}{c + x}$  where the values of  $a$ ,  $b$ , and  $c$  depend upon the value of  $m$  as follows:
  - a. If  $\frac{1}{16} \leq m < 1$ , then  $a = 1.80713$   
 $b = -1.57727$   
 $c = 0.954182$

These values minimize the maximum relative error ( $\epsilon_0$ ) over the range, while making an exact fit at  $m = 1$ . The exact fit at  $m = 1$  minimizes the computational loss of the last hexadecimal digit for the values of  $m$  slightly less than 1. The relative error of this approximation is less than  $2^{-5.44}$ .

- b. If  $\frac{1}{256} \leq m < \frac{1}{16}$ , then  $a = 0.428795$   
 $b = -0.0214398$   
 $c = 0.0548470$

These values minimize  $m^{1/8} \cdot \epsilon_0$  over this range of  $m$  where  $\epsilon_0$  denotes the relative error of this approximation.  $\epsilon_0$  is less than  $2^{-6.5} \cdot m^{-1/8}$ .

5. Multiply the result by  $16^p$  to obtain the first approximation ( $y_0$ ) of the answer.  
 6. To obtain the final answer, the Newton-Raphson iteration

$$y_{n+1} = \frac{1}{2} \left( y_n + \frac{x}{y_n} \right)$$

must be applied twice to  $y_0$ . For  $\frac{1}{16} \leq m < 1$ , the final relative error is theoretically less than  $2^{-24.7}$ ; for  $\frac{1}{256} \leq m < \frac{1}{16}$ , the final absolute error is theoretically less than  $2^{-29} \cdot 16^p$ .

**Effect of an Argument Error**

$$\epsilon \sim \frac{1}{2} \delta.$$

**xxxSTANH Subprogram (TANH)**

**Algorithm**

1. If  $|x| \leq 2^{-12}$ , then  $\tanh(x) \cong x$ .  
 2. If  $2^{-12} < |x| < 0.54931$ , use the following fractional approximation:

$$\frac{\tanh(x)}{x} \cong 1 - \frac{x^2 + 35.1535}{x^2 + 45.1842 + \frac{105.4605}{x^2}}$$

This approximation has a relative error less than  $2^{-27}$ . The formula can be obtained by transforming the continued fraction

$$\frac{\tanh(x)}{x} = 1 + \frac{x^2}{3 + \frac{x^2}{5 + \frac{x^2}{7 + w}}}$$

where  $w$  has an approximate value of 0.0307, but the true value of  $w$  is

$$\frac{x^2}{9 + \frac{x^2}{11 + \dots}}$$

3. If  $0.54931 \leq x < 9.011$ , then use the identity  $\tanh(x) = 1 - \frac{2}{e^{2x} + 1}$ . The computation for this case uses the real exponential subprogram (xxxSEXP).  
 4. If  $x \geq 9.011$ , then  $\tanh(x) \cong 1$ .  
 5. If  $x \leq -0.54931$ , then use the identity  $\tanh(x) = -\tanh(-x)$ .

**Effect of an Argument Error**

$E \sim (1 - \tanh^2 x) \Delta$ , and  $\epsilon \sim \frac{2\Delta}{\sinh(2x)}$ . For small values of  $x$ ,  $\epsilon \sim \delta$ , and as the value of  $x$  increases, the effect of  $\delta$  upon  $\epsilon$  diminishes.

**xxxSTNCT Subprogram (TAN and COTAN)**

**Algorithm**

1. Divide  $|x|$  by  $\frac{\pi}{4}$  and separate the result into the integer part ( $q$ ) and the fraction part ( $r$ ). Then,  $|x| = \frac{\pi}{4} (q + r)$ .

2. Obtain the reduced argument ( $w$ ) as follows:

- if  $q$  is even, then  $w = r$ ,
- if  $q$  is odd, then  $w = 1 - r$ .

The range of the reduced argument is  $0 \leq w \leq 1$ .

3. Let  $q_0 \equiv q \pmod{4}$ .

Then, for  $q_0 = 0$ ,  $\tan |x| = \tan \left( \frac{\pi}{4} \cdot w \right)$  and  $\cot |x| = \cot \left( \frac{\pi}{4} \cdot w \right)$

$q_0 = 1$ ,  $\tan |x| = \cot \left( \frac{\pi}{4} \cdot w \right)$  and  $\cot |x| = \tan \left( \frac{\pi}{4} \cdot w \right)$

$q_0 = 2$ ,  $\tan |x| = -\cot \left( \frac{\pi}{4} \cdot w \right)$  and  $\cot |x| = -\tan \left( \frac{\pi}{4} \cdot w \right)$

$q_0 = 3$ ,  $\tan |x| = -\tan \left( \frac{\pi}{4} \cdot w \right)$  and  $\cot |x| = -\cot \left( \frac{\pi}{4} \cdot w \right)$

4. The values of  $\tan \left( \frac{\pi}{4} \cdot w \right)$  and  $\cot \left( \frac{\pi}{4} \cdot w \right)$  are computed as the ratio of two polynomials.

$$\tan \left( \frac{\pi}{4} \cdot w \right) \cong \frac{w \cdot P(w^2)}{Q(w^2)}, \text{ and } \cot \left( \frac{\pi}{4} \cdot w \right) \cong \frac{Q(w^2)}{w \cdot P(w^2)}$$

where  $P(w^2) = 212.58037 - 12.559912w^2$

$$Q(w^2) = 270.665736 - 71.645273w^2 + w^4$$

This approximation is obtained by economizing the continued fraction

$$\frac{\tan(z)}{z} = 1 - \frac{z^2}{3-} \frac{z^2}{5-} \frac{z^2}{7-} \dots$$

in the following way:

$$\text{Write: } \frac{\tan(z)}{z} \cong 1 - \frac{z^2}{(3 + d_1) -} \frac{z^2}{(5 + d_2) -} \frac{z^2}{(7 + d_3)}$$

and determine values for  $d_1$ ,  $d_2$ , and  $d_3$  so that the right-hand expression gives the exact answers for  $z^2 = 0.19$ ,  $0.432$ , and  $0.594$ . Then the maximum

relative error of this formula over the range  $0 \leq z \leq \frac{\pi}{4}$  is  $1.74 \cdot 10^{-8}$ .

Change the variable from  $z$  to  $w = \frac{4}{\pi} \cdot z$  and rewrite the formula to obtain  $P(w^2)$  and  $Q(w^2)$ .

5. If  $x < 0$ , then  $\tan |x|$ , and  $\cot(x) = -\cot |x|$ .

#### **Effect of an Argument Error**

$E \sim \frac{\Delta}{\cos^2(x)}$ , and  $\epsilon \sim \frac{2}{\sin(2x)}$  for  $\tan(x)$ . Therefore, near the singularities

$x = \left( k + \frac{1}{2} \right) \pi$ , where  $k$  is an integer, no error control can be maintained.

This is also true for  $\cotan(x)$  for  $x$  near  $k\pi$ , where  $k$  is an integer.

## Appendix B. Performance Statistics

Appendix B contains accuracy and timing statistics for the explicitly called mathematical subprograms. These statistics are presented in Table 12 and are arranged in alphabetical order, according to the entry names. The following column headings are used in Table 12:

*Entry Name:* This column gives the entry name that must be used to call the subprogram.

*Argument Range:* This column gives the argument range used to obtain the accuracy figures. For each function, accuracy figures are given for one or more representative segments within the valid argument range. In each case, the figures given are the most meaningful to the function and range under consideration.

The maximum relative error and standard deviation of the relative error are generally useful and revealing statistics; however, they are useless for the range of a function where its value becomes 0, because the slightest error in the argument can cause an unpredictable fluctuation in the magnitude of the answer. When a small argument error would have this effect, the maximum absolute error and standard deviation of the absolute error are given for the range. For example, absolute error is given for  $\sin(x)$  for values of  $x$  near  $\pi$ .

*Sample:* This column indicates the type of sample used for the accuracy figures. The type of sample depends upon the function and range under consideration. The statistics may be based either upon an exponentially (E) distributed argument sample or a uniformly (U) distributed argument sample.

*Accuracy Figures:* This column gives accuracy figures for one or more representative segments within the valid argument range. The accuracy figures supplied are based upon the assumption that the arguments are perfect (i.e., without error and, therefore,

having no error propagation effect upon the answers). The only error in the answers are those introduced by the subprograms. Appendix A contains a description of some of the symbols used in this appendix; the following additional symbols are used in the presentation of accuracy figures:

$$M(\epsilon) = \text{Max} \left| \frac{f(x) - g(x)}{f(x)} \right|$$

The maximum relative error produced during testing.

$$\sigma(\epsilon) = \sqrt{\frac{1}{N} \sum_i \left| \frac{f(x_i) - g(x_i)}{f(x_i)} \right|^2}$$

The standard deviation (root-mean-square) of the relative error.

$$M(E) = \text{Max} |f(x) - g(x)|$$

The maximum absolute error produced during testing.

$$\sigma(E) = \sqrt{\frac{1}{N} \sum_i |f(x_i) - g(x_i)|^2}$$

The standard deviation (root-mean-square) of the absolute error.

In the formulas for the standard deviation,  $N$  represents the total number of arguments in the sample;  $i$  is a subscript that varies from 1 to  $N$ .

Accuracy for the Model 44 is based on performance with the FLOATING-POINT PRECISION switch in the "14" (vertical) position. This position selects the highest (56) of the four long-precision increments permitted.

*Average Speed:* This column gives the timing statistics. These statistics represent the average speed in microseconds for the various System/360 models. Statistics are supplied for Models.30, 40, 44, 50, 65, and 75. Statistics for the Model 75 are based upon two-way interleaving.

Table 12. Performance Statistics

Entry Name	Argument Range	Sample E/U	Accuracy Figures				Average Speed (Microseconds)						
			M ( $\epsilon$ )	$\sigma$ ( $\epsilon$ )	M (E)	$\sigma$ (E)	30	40	50	65   75 (See Note 8)	44 (See Note 9)		
ALGAMA	$0 < x \leq 0.5$	U	$1.09 \times 10^{-6}$	$3.35 \times 10^{-7}$			10500	2800	865	221	131	727	553
	$0.5 < x < 3$	U			$9.65 \times 10^{-7}$	$3.74 \times 10^{-7}$	10500	2820	884	225	133	734	560
	$3 \leq x < 8$	U	$1.21 \times 10^{-6}$	$2.86 \times 10^{-7}$			12100	3250	1020	259	151	820	638
	$8 \leq x < 16$	U	$1.25 \times 10^{-6}$	$3.89 \times 10^{-7}$			7600	2010	617	162	97.3	470	356
	$16 \leq x < 500$	U	$1.04 \times 10^{-6}$	$2.03 \times 10^{-7}$			7600	2010	617	162	97.3	477	362
ALOG	$0.5 \leq x \leq 1.5$	U			$3.46 \times 10^{-7}$	$8.62 \times 10^{-8}$	4481	1178	361	91.9	52.3	229	176
	$x < 0.5, x > 1.5$	E	$8.32 \times 10^{-7}$	$1.20 \times 10^{-7}$			4481	1178	361	91.9	52.3	229	176
ALOG10	$0.5 \leq x \leq 1.5$	U			$1.64 \times 10^{-7}$	$4.78 \times 10^{-8}$	4847	1278	388	98.1	56.1	248	193
	$x < 0.5, x > 1.5$	E	$1.05 \times 10^{-6}$	$2.17 \times 10^{-7}$			4847	1278	388	98.1	56.1	248	193
ARCOS	$-1 \leq x \leq +1$	U	$1.80 \times 10^{-7}$	$3.29 \times 10^{-6}$			5340	1460	451	118	70.6	325	238
ARSIN	$-1 \leq x \leq +1$	U	$8.56 \times 10^{-7}$	$2.38 \times 10^{-7}$			5270	1450	445	114	68.4	312	228
ATAN	The full range (Mod. 44: tan y, y in $-\frac{\pi}{2}, \frac{\pi}{2}$ )	Note 7	$9.75 \times 10^{-7}$	$4.54 \times 10^{-7}$			For ATAN in FORTRAN IV (E) 3602 913 255 68.8 40.6 Additional time for ATAN in FORTRAN IV 104 47 24 8 5.9					165	125
ATAN2	The full range	Note 7	$9.75 \times 10^{-7}$	$4.54 \times 10^{-7}$			4874	1288	375	103	19.7	---	---
CABS	The full range	Note 1	$1.87 \times 10^{-6}$	$7.65 \times 10^{-7}$			5194	1421	396	108	68.4	299	205
CCOS	$ x_1  \leq 10,  x_2  \leq 20$	U	$1.79 \times 10^{-6}$ See Note 2	$7.21 \times 10^{-7}$			15783	4433	1329	334	203	1089	848
CDABS	The full range	Note 1	$3.32 \times 10^{-15}$	$5.16 \times 10^{-16}$			14021	3061	638	150	89.0	733	656
CDCOS	$ x_1  \leq 10,  x_2  \leq 1$	U	$5.16 \times 10^{-15}$ See Note 3	$3.42 \times 10^{-16}$			48343	11705	2335	507	301	3020	2807
CDEXP	$ x_1  \leq 1,  x_2  \leq \frac{1}{2}$	U	$4.04 \times 10^{-16}$	$1.39 \times 10^{-16}$			41737	10144	2048	456	260	2616	2419
	$ x_1  \leq 20,  x_2  \leq 20$	U	$3.63 \times 10^{-15}$	$1.29 \times 10^{-16}$			41737	10144	2048	456	260	2611	2415
CDLOG	The full range	Note 1	$8.73 \times 10^{-15}$	$6.38 \times 10^{-17}$			53362	11940	2393	542	317	3105	2860
CDSIN	$ x_1  \leq 10,  x_2  \leq 1$	U	$3.72 \times 10^{-15}$ See Note 4	$3.49 \times 10^{-16}$			48250	11668	2322	503	298	3018	2808
CDSQRT	The full range	Note 1	$9.86 \times 10^{-16}$	$1.91 \times 10^{-16}$			27951	5906	1282	301	181	1543	1392
CEXP	$ x_1  \leq 170,  x_2  \leq \frac{1}{2}$	U	$1.18 \times 10^{-6}$	$2.34 \times 10^{-7}$			13731	3888	1166	291	177	958	732
	$ x_1  \leq 170,$ $\frac{1}{2} <  x_2  \leq 20$	U	$1.06 \times 10^{-6}$	$2.51 \times 10^{-7}$			13899	3930	1180	294	178	971	746
CLOG	The full range except $(1 + 0i)$	Note 1	$2.00 \times 10^{-6}$	$1.56 \times 10^{-7}$			15504	4246	1261	338	216	1014	777

Table 12. Performance Statistics (Continued)

Entry Name	Argument Range	Sample E/U	Accuracy Figures				Average Speed (Microseconds)						
			M ( $\epsilon$ )	$\sigma$ ( $\epsilon$ )	M (E)	$\sigma$ (E)	30	40	50	65   75 (See Note 8)	44 (See Note 9)		
COS	$0 \leq x \leq \pi$	U			$1.47 \times 10^{-7}$	$5.48 \times 10^{-8}$	3934	1047	298	74.2	44.0	196	157
	$-10 \leq x < 0$ $\pi < x \leq 10$	U			$1.42 \times 10^{-7}$	$5.67 \times 10^{-8}$	3990	1061	303	75.4	44.5	198	159
	$10 <  x  \leq 100$	U			$1.35 \times 10^{-7}$	$5.61 \times 10^{-8}$	3990	1061	303	75.4	44.5	200	161
COSH	$-5 \leq x \leq +5$	U	$1.31 \times 10^{-6}$	$3.40 \times 10^{-6}$			6110	1810	570	145	89.2	486	312
COTAN	$ x  \leq \frac{\pi}{4}$	U	$1.29 \times 10^{-6}$	$3.68 \times 10^{-7}$			4420	1180	341	86.7	56.0	227	180
	$\frac{\pi}{4} <  x  \leq \frac{\pi}{2}$	U	$3.80 \times 10^{-4}$ See Note 5	$7.70 \times 10^{-4}$			4610	1220	351	89.3	55.5	233	188
	$\frac{\pi}{2} <  x  \leq 10$	U	$1.13 \times 10^{-5}$ See Note 5	$6.03 \times 10^{-7}$			4580	1210	348	88.1	55.0	233	188
	$10 <  x  \leq 100$	U	$1.67 \times 10^{-5}$ See Note 5	$6.67 \times 10^{-7}$			4580	1210	348	88.1	55.0	233	187
CSIN	$ x_1  \leq 10,  x_2  \leq 1$	U	$1.97 \times 10^{-6}$ See Note 6	$7.09 \times 10^{-7}$			15690	4397	1316	331	200	1081	843
CSQRT	The full range	Note 1	$1.61 \times 10^{-6}$	$4.58 \times 10^{-7}$			10408	2870	805	219	140	676	493
DARCOS	$-1 \leq x \leq +1$	U	$2.72 \times 10^{-16}$	$9.35 \times 10^{-17}$			22600	5100	1100	246	143	1439	1289
DARSIN	$-1 \leq x \leq +1$	U	$2.40 \times 10^{-16}$	$6.00 \times 10^{-17}$			22400	5060	1090	243	140	1440	1292
DATAN	The full range (Mod. 44: tan y, y in $-\frac{\pi}{2}, \frac{\pi}{2}$ )	Note 7	$2.08 \times 10^{-16}$	$6.64 \times 10^{-17}$			For DATAN in FORTRAN IV (E) 19056 4000 715 153 83.6 Additional time for DATAN in FORTRAN IV 104 47 24 8 5.9					1010	966
DATAN2	The full range	Note 7	$2.08 \times 10^{-16}$	$6.64 \times 10^{-17}$			22281	4734	886	195	22.9	---	---
DCOS	$0 \leq x \leq \pi$	U			$1.79 \times 10^{-16}$	$6.40 \times 10^{-17}$	13133	3146	605	132	74.2	761	713
	$-10 \leq x < 0$ $\pi < x \leq 10$	U			$1.76 \times 10^{-16}$	$5.93 \times 10^{-17}$	13133	3146	605	132	74.2	762	714
	$10 <  x  \leq 100$	U			$2.65 \times 10^{-15}$	$1.01 \times 10^{-15}$	13133	3146	605	132	74.2	759	712
DCOSH	$-5 \leq x \leq +5$	U	$4.81 \times 10^{-16}$	$1.34 \times 10^{-16}$			18300	4260	898	206	119	1050	923
DCOTAN	$ x  \leq \frac{\pi}{4}$	U	$3.46 \times 10^{-16}$	$8.38 \times 10^{-17}$			15300	3590	675	150	89.2	869	819
	$\frac{\pi}{4} <  x  \leq \frac{\pi}{2}$	U	$1.72 \times 10^{-13}$ See Note 5	$5.00 \times 10^{-15}$			15900	3640	715	156	89.8	906	856
	$\frac{\pi}{2} <  x  \leq 10$	U	$5.33 \times 10^{-13}$ See Note 5	$1.09 \times 10^{-14}$			15800	3690	706	155	89.1	901	852
	$10 <  x  \leq 100$	U	$8.61 \times 10^{-13}$ See Note 5	$4.61 \times 10^{-14}$			15800	3690	706	155	89.1	899	849



Table 12. Performance Statistics (Continued)

Entry Name	Argument Range	Sample E/U	Accuracy Figures				Average Speed (Microseconds)						
			M ( $\epsilon$ )	$\sigma$ ( $\epsilon$ )	M (E)	$\sigma$ (E)	30	40	50	65   75 (See Note 8)	44 (See Note 9)		
DERF	$ x  \leq 1.317$	U	$1.70 \times 10^{-16}$	$2.71 \times 10^{-17}$			18400	4610	879	190	109	1208	1083
	$1.317 <  x  \leq 2.04$	U	$2.91 \times 10^{-17}$	$1.17 \times 10^{-17}$			24300	6060	1150	250	141	1635	1467
	$2.04 <  x  < 6.092$	U	$1.70 \times 10^{-17}$	$8.03 \times 10^{-18}$			45200	10900	2080	449	259	2868	2626
DERFC	$-6 < x < 0$	U	$1.88 \times 10^{-16}$	$6.84 \times 10^{-17}$			36700	8920	1700	369	218	2355	2147
	$0 \leq x \leq 1.317$	U	$3.52 \times 10^{-16}$	$7.62 \times 10^{-17}$			18600	4650	891	193	111	1213	1086
	$1.317 < x \leq 2.04$	U	$4.45 \times 10^{-16}$	$1.27 \times 10^{-16}$			24100	6000	1130	244	139	1623	1454
	$2.04 < x < 4$	U	$4.02 \times 10^{-15}$	$1.24 \times 10^{-15}$			45000	10800	2060	444	258	2854	2612
	$4 \leq x < 13.3$	U	$5.02 \times 10^{-15}$	$1.40 \times 10^{-15}$			45200	10900	2090	451	263	2871	2628
DEXP	$ x  \leq 1$	U	$2.27 \times 10^{-16}$	$7.49 \times 10^{-17}$			12145	2907	607	138	75.5	720	648
	$1 <  x  \leq 20$	U	$2.31 \times 10^{-15}$	$8.69 \times 10^{-16}$			12145	2907	607	138	75.5	716	644
	$20 <  x  \leq 170$	U	$2.33 \times 10^{-15}$	$9.33 \times 10^{-16}$			12145	2907	607	138	75.5	715	643
DGAMMA	$0 < x < 1$	U	$2.18 \times 10^{-16}$	$7.93 \times 10^{-17}$			30700	7500	1400	304	175	2058	1853
	$1 \leq x \leq 2$	U	$3.12 \times 10^{-17}$	$8.45 \times 10^{-18}$			28200	7050	1340	292	169	1921	1714
	$2 < x \leq 4$	U	$1.69 \times 10^{-15}$	$4.60 \times 10^{-16}$			30100	7520	1430	312	180	2034	1827
	$4 < x < 8$	U	$2.85 \times 10^{-15}$	$9.46 \times 10^{-16}$			33900	8470	1610	352	205	2268	2054
	$8 \leq x < 16$	U	$6.42 \times 10^{-15}$	$2.01 \times 10^{-15}$			40600	9560	1940	434	241	2498	2294
	$16 \leq x < 57$	U	$6.2 \times 10^{-14}$	$2.96 \times 10^{-14}$			40600	9560	1940	434	241	2503	2298
DLGAMA	$0 < x \leq 0.5$	U	$4.11 \times 10^{-16}$	$1.60 \times 10^{-16}$			46900	11300	2160	471	267	3056	2783
	$0.5 < x < 3$	U			$2.86 \times 10^{-16}$	$1.16 \times 10^{-16}$	44900	11100	2130	466	264	2983	2709
	$3 \leq x < 8$	U	$2.38 \times 10^{-15}$	$3.99 \times 10^{-16}$			45900	12200	2330	512	292	3228	2947
	$8 \leq x < 16$	U	$3.36 \times 10^{-16}$	$1.18 \times 10^{-16}$			28200	6580	1310	296	161	1712	1572
	$16 \leq x < 500$	U	$1.62 \times 10^{-15}$	$2.43 \times 10^{-16}$			28200	6580	1310	296	161	1725	1585
DLOG	$0.5 \leq x \leq 1.5$	U			$1.85 \times 10^{-16}$	$7.29 \times 10^{-17}$	16044	3769	734	161	86.5	929	855
	$x < 0.5, x > 1.5$	E	$3.31 \times 10^{-16}$	$5.46 \times 10^{-17}$			16041	3765	733	161	86.5	929	855
DLOG10	$0.5 \leq x \leq 1.5$	U			$8.23 \times 10^{-17}$	$3.09 \times 10^{-17}$	17149	4048	778	171	92.3	997	920
	$x < 0.5, x > 1.5$	E	$6.14 \times 10^{-16}$	$9.96 \times 10^{-17}$			17147	4044	777	170	92.0	996	920
DSIN	$ x  \leq \frac{\pi}{2}$	U	$4.08 \times 10^{-16}$	$4.85 \times 10^{-17}$	$9.10 \times 10^{-17}$	$2.17 \times 10^{-17}$	13145	3148	609	133	75.5	762	714
	$\frac{\pi}{2} <  x  \leq 10$	U			$1.64 \times 10^{-16}$	$6.35 \times 10^{-17}$	13145	3148	609	133	75.5	763	715
	$10 <  x  \leq 100$	U			$2.69 \times 10^{-15}$	$1.03 \times 10^{-15}$	13145	3148	609	133	75.5	761	714
DSINH	$ x  \leq 0.34657$	U	$2.10 \times 10^{-16}$	$5.29 \times 10^{-17}$			8650	2170	408	88.5	52.4	505	457
	$0.34657 <  x  \leq 5$	U	$3.59 \times 10^{-16}$	$8.73 \times 10^{-17}$			18400	4280	901	207	119	1049	925

Table 12. Performance Statistics (Continued)

Entry Name	Argument Range	Sample E/U	Accuracy Figures				Average Speed (Microseconds)							
			M ( $\epsilon$ )	$\sigma$ ( $\epsilon$ )	M (E)	$\sigma$ (E)	30	40	50	65	75	44		
											(See Note 8)	(See Note 8)	(See Note 9)	(See Note 9)
DSQRT	The full range	E	$1.08 \times 10^{-16}$	$2.17 \times 10^{-17}$			8173	1684	355	85.3	49.2	370	334	
DTAN	$ x  \leq \frac{\pi}{4}$	U	$5.25 \times 10^{-16}$	$9.26 \times 10^{-17}$			15100	3500	647	142	84.1	852	806	
	$\frac{\pi}{4} <  x  \leq \frac{\pi}{2}$	U	$1.67 \times 10^{-12}$ See Note 5	$3.69 \times 10^{-14}$			15700	3660	696	151	86.8	902	854	
	$\frac{\pi}{2} <  x  \leq 10$	U	$1.57 \times 10^{-13}$ See Note 5	$4.51 \times 10^{-15}$			15600	3640	688	150	86.1	895	848	
	$10 <  x  \leq 100$	U	$3.79 \times 10^{-12}$ See Note 5	$9.50 \times 10^{-14}$			15600	3640	688	150	86.1	893	846	
DTANH	$ x  \leq 0.54931$	U	$2.00 \times 10^{-16}$	$4.45 \times 10^{-17}$			12299	2850	477	106	55.5	668	641	
	$0.54931 <  x  \leq 5$	U	$1.99 \times 10^{-16}$	$2.54 \times 10^{-17}$			16078	3778	833	192	110	979	874	
EXP	$ x  \leq 1$	U	$4.65 \times 10^{-7}$	$1.28 \times 10^{-7}$			4173	1250	388	95.2	53.4	311	192	
	$ x  \leq 170$	U	$4.69 \times 10^{-7}$	$1.17 \times 10^{-7}$			4183	1250	387	94.8	53.4	308	189	
ERF	$ x  \leq 1.317$	U	$9.26 \times 10^{-7}$	$1.43 \times 10^{-7}$			4140	1120	363	88.5	52.7	276	189	
	$1.317 <  x  \leq 2.04$	U	$9.02 \times 10^{-8}$	$3.42 \times 10^{-8}$			4500	1230	397	99.1	58.8	322	220	
	$2.04 <  x  \leq 3.9192$	U	$6.07 \times 10^{-8}$	$3.42 \times 10^{-8}$			10000	2800	845	213	127	740	525	
ERFC	$-3.8 < x < 0$	U	$9.10 \times 10^{-7}$	$2.97 \times 10^{-7}$			7040	1960	607	153	91.6	521	367	
	$0 \leq x \leq 1.317$	U	$3.90 \times 10^{-6}$	$5.65 \times 10^{-7}$			4250	1150	374	92.0	54.3	284	195	
	$1.317 < x \leq 2.04$	U	$1.02 \times 10^{-6}$	$2.13 \times 10^{-7}$			4410	1210	387	96.0	58.0	319	216	
	$2.04 < x < 4$	U	$1.20 \times 10^{-6}$	$3.60 \times 10^{-7}$			9950	2780	835	210	126	737	521	
	$4 \leq x \leq 13.3$	U	$1.52 \times 10^{-5}$	$8.45 \times 10^{-6}$			10100	2840	859	216	131	749	532	
GAMMA	$0 < x < 1$	U	$9.86 \times 10^{-7}$	$3.45 \times 10^{-7}$			5840	1560	484	123	74.0	433	306	
	$1 \leq x \leq 2$	U	$1.00 \times 10^{-7}$	$3.74 \times 10^{-8}$			5620	1520	489	123	73.5	428	301	
	$2 < x \leq 4$	U	$9.29 \times 10^{-7}$	$3.63 \times 10^{-7}$			6330	1700	546	137	81.1	460	330	
	$4 < x < 8$	U	$2.25 \times 10^{-6}$	$8.14 \times 10^{-7}$			7740	2070	659	166	96.2	538	402	
	$8 \leq x < 16$	U	$2.29 \times 10^{-5}$	$7.67 \times 10^{-6}$			12000	3320	1020	263	155	845	618	
	$16 \leq x < 57$	U	$4.36 \times 10^{-5}$	$1.45 \times 10^{-5}$			12000	3320	1020	263	155	842	616	
SIN	$ x  \leq \frac{\pi}{2}$	U	$1.59 \times 10^{-6}$	$2.02 \times 10^{-7}$	$1.31 \times 10^{-7}$	$5.55 \times 10^{-8}$	3876	1036	298	74.2	44.3	194	155	
	$\frac{\pi}{2} <  x  \leq 10$	U			$1.41 \times 10^{-7}$	$5.53 \times 10^{-8}$	3989	1064	307	76.4	45.3	201	163	
	$10 <  x  \leq 100$	U			$1.46 \times 10^{-7}$	$5.61 \times 10^{-8}$	3989	1064	307	76.4	45.3	200	162	
SINH	$-5 \leq x \leq +5$	U	$1.20 \times 10^{-6}$	$3.20 \times 10^{-7}$			5890	1740	545	139	85.3	461	297	
SQRT	The full range	E	$8.70 \times 10^{-7}$	$1.68 \times 10^{-7}$			2965	801	210	59.1	35.8	142	90	

Table 12. Performance Statistics (Continued)

Entry Name	Argument Range	Sample E/U	Accuracy Figures				Average Speed (Microseconds)						
			M ( $\epsilon$ )	$\sigma$ ( $\epsilon$ )	M (E)	$\sigma$ (E)	30	40	50	65   75 (See Note 8)	44 (See Note 9)		
TAN	$ x  \leq \frac{\pi}{4}$	U	$1.56 \times 10^{-6}$	$3.22 \times 10^{-7}$			4220	1120	319	79.9	51.3	209	166
	$\frac{\pi}{4} <  x  \leq \frac{\pi}{2}$	U	$6.58 \times 10^{-5}$ See Note 5	$1.67 \times 10^{-6}$			4500	1184	338	85.3	52.8	232	188
	$\frac{\pi}{2} <  x  \leq 10$	U	$4.92 \times 10^{-5}$ See Note 5	$1.28 \times 10^{-6}$			4460	1170	335	84.1	52.4	226	183
	$10 <  x  \leq 100$	U	$3.35 \times 10^{-5}$ See Note 5	$1.02 \times 10^{-6}$			4460	1170	335	84.1	52.4	227	184
TANH	$ x  \leq 0.54931$	U	$8.12 \times 10^{-7}$	$1.66 \times 10^{-7}$			2581	649	173	46.1	29.0	89	63
	$0.54931 <  x  \leq 5$	U	$5.74 \times 10^{-7}$	$7.53 \times 10^{-8}$			5952	1774	551	142	86.3	446	294

**Notes to Table 12**

These notes are associated with Table 12 and contain more detailed information about samples and relative errors for certain functions.

*Note 1:* The distribution of sample arguments upon which these statistics are based is exponential radially and is uniform around the origin.

*Note 2:* The maximum relative error cited for the  $\text{ccos}$  function is based upon a set of 2000 random arguments within the range. In the immediate proximity of the points  $\left(n + \frac{1}{2}\right)\pi + 0i$  (where  $n = 0, \pm 1, \pm 2, \dots$ ) the relative error can be quite high, although the absolute error is small.

*Note 3:* The maximum relative error cited for the  $\text{ccos}$  function is based upon a set of 1500 random arguments within the range. In the immediate proximity of the points  $\left(n + \frac{1}{2}\right)\pi + 0i$  (where  $n = 0, \pm 1, \pm 2, \dots$ ) the relative error can be quite high although the absolute error is small.

*Note 4:* The maximum relative error cited for the  $\text{cDSIN}$  function is based upon a set of 1500 random arguments within the range. In the immediate proximity of the points  $n\pi + 0i$  (where  $n = \pm 1, \pm 2, \dots$ ) the relative error can be quite high although the absolute error is small.

*Note 5:* The figures cited as the maximum relative errors are those encountered in a sample of 2500 random arguments within the respective ranges. See the appropriate section in Appendix A for a description of the behavior of errors when the argument is near a singularity or a zero of the function.

*Note 6:* The maximum relative error cited for the  $\text{cSIN}$  function is based upon a set of 2000 random arguments within the range. In the immediate proximity of the points  $n\pi + 0i$  (where  $n = \pm 1, \pm 2, \dots$ ) the relative error can be quite high although the absolute error is small.

*Note 7:* The sample arguments were tangents of numbers uniformly distributed between  $-\frac{\pi}{2}$  and  $+\frac{\pi}{2}$ .

*Note 8:* The statistics for the Model 75 are based upon two-way interleaving.

*Note 9:* The second column of speeds for the Model 44 applies to that machine with high-speed registers.

## Appendix C. Interruption and Error Procedures

Appendix C contains descriptions of the procedures followed when the execution of a load module is discontinued. Execution may be discontinued due to one of two reasons: an interruption or an error. After an interruption is processed, execution of this load module or phase continues; after an error is processed, execution of this load module or phase is terminated. The following text explains the procedure used to handle each case.

### Interruption Procedures

An *interruption* is a computer-originated break in the flow of processing. When an interrupt occurs, an indicator is set to record exponent overflow, underflow, or divide exception. (The status of the indicators can be tested by using the subprograms described in "Service Subprograms.") A program interrupt message is then written. After the interruption is handled, execution of the load module (or phase, in the Model 44 Programming System) continues from the point at which it was interrupted.

The program interrupt message contains the old program status word (PSW), which indicates the cause of the interrupt. Figure 1 shows the format of the message as it is issued by the operating system. Figure 2 shows the format as issued by the Model 44 system. If the letter A appears in parentheses in the program interrupt message, boundary adjustment has taken place. The eighth character in the PSW represents the code number associated with the type of interruption. These interruptions are described in the following paragraphs. (For more information on the PSW, see the publication *IBM System/360 Principles of Operation*, Form A22-6621.)

*Specification Exception (Code 6)*: The specification exception (code 6) is recognized when a data address

does not specify an integral boundary for that unit of information. A specification error would occur, for example, during the execution of the following program segment:

```
DOUBLE-PRECISION D, E
COMMON A, B, C
EQUIVALENCE (B, D)
D = 3.0D02
```

*Fixed-Point Divide Exception (Code 9)*: The fixed-point divide exception (code 9) is recognized when division of a fixed-point number by zero is attempted. A fixed-point divide exception would occur during execution of the following statements:

```
J = 0
I = 7
K = I/J
```


*Exponent-Overflow Exception (Code C)*: The exponent-overflow exception, (code C) is recognized when the absolute value of the result of a floating-point addition, subtraction, multiplication, or division is greater than or equal to  $16^{63}$  (approximately  $7.2 \times 10^{75}$ ). For example, an exponent overflow would occur during execution of the statement:

```
A = 1.0E + 75 + 7.2E + 75
```

*Exponent-Underflow Exception (Code D)*: The exponent-underflow exception, (code D) is recognized when the absolute value of the result of a floating-point addition, subtraction, multiplication, or division, is less than  $16^{-65}$  (approximately  $5.4 \times 10^{-79}$ ) but not equal to 0. An exponent-underflow exception would occur during execution of the statement:

```
A = - 1.0E - 50 * 1.0E - 50
```

*Floating-Point Divide Exception (Code F)*: The floating-point divide exception (code F) is recognized when division of a floating-point number by zero is



● Figure 1. Format of Program Interrupt Message, Operating System




Figure 2. Format of Program Interrupt Message, Model 44 System

attempted. A floating-point divide exception would occur during execution of the following statements:

```
B = 0.0
A = 1.0
C = A/B
```

### System/360 Operating System

(The following paragraphs do not apply to the Model 44 Programming System.)

The interrupt message is written in the system output data set.

A specification exception program interrupt message (code 6) is issued only if the BOUNDRY=ALIGN option was specified in the FORTLIB macro-instruction during system generation and a boundary alignment error occurs. Then the boundary alignment routine is invoked to correct the boundary misalignment. If an instruction that has been processed for boundary misalignment also contains a protection, addressing, or data error, the interrupt message will be reissued with the appropriate code (4, 5, or 7). (In these cases, the letter A appears in parentheses in the program interrupt message.) Then the job will terminate because both a specification error and a protection, addressing, or data error have been detected. The completion code in the dump will specify that the job terminated because of the specification error.

The number of warning messages printed is limited to ten. After ten boundary alignment adjustments have been made, the message is suppressed, but boundary alignment violations continue to be corrected.

*Protection Exception (Code 4):* The protection exception (code 4) is recognized when the key of an operand in storage does not match the protection key in the PSW. A message is issued only if a specification exception (code 6) has already been recognized in the same instruction. Otherwise, the job terminates abnormally without a message.

*Addressing Exception (Code 5):* The addressing exception (code 5) is recognized when the address of the data is outside of available storage for the particular installation. A message is issued only if a specification exception (code 6) has already been recognized in the same instruction. Otherwise, the job terminates abnormally without a message.

*Data Exception (Code 7):* The data exception (code 7) is recognized when the sign or digit codes for a CONVERT TO BINARY instruction are incorrect. A message is issued only if a specification exception (code 6) has already been recognized in the same instruction. Otherwise, the job terminates abnormally without a message.

### Model 44 Programming System

(The following paragraphs do not apply to System/360 Operating System.)

The interrupt message is written in SYSOPT.

The program interrupt message (with code 6, as described in "Specification Exception") that results when the boundary specification convention is violated will contain the "(A)" only if the &FIX option has been turned on (SETA 1) in BOAUOPT. With that option on (as it is in the distributed version of the system), a routine that adjusts for the misalignment is executed each time such a violation occurs, and processing continues.

With the &FIX option on, the number of program interrupt messages put out as the result of boundary violations is limited to a message for each of the first *n* violations per execution, where *n* is the operand of the SETA instruction for the &PRNTMES option. In the system as distributed, this operand is equal to 0. Only the message, and not the alignment correction, is inhibited.

### Error Procedures

During execution, the mathematical subprograms assume that the argument(s) is the correct type. No checking is done for erroneous arguments (i.e., the wrong type, invalid characters, the wrong length, etc.); therefore, a computation performed with an erroneous argument has an unpredictable result. However, the nature of some mathematical functions requires that the input be within a certain range. For example, the square root of a negative number is not permitted. If the argument is not within the valid range given in Tables 2 through 6, an error message is written in the data set associated with system output. The execution of this load module or phase is terminated and control is returned to the operating system.

The error message that is issued has the format:

```
IHCyyyI  
TRACEBACK FOLLOWS . . .  
or  
OAYyyI
```

The former message is issued by the operating system, the latter by the Model 44 system. Traceback is a diagnostic tool for the Operating System FORTRAN IV only. It is a list of routines in the direct line of call to the routine in which the error occurred. It is described in either *IBM System/360 Operating System FORTRAN IV Programmer's Guide: FORTRAN IV (G)*, Form No. C28-6639, or *FORTRAN IV (H)*, Form No. C28-6602. The *yyy* is a numeric code that identifies the error detected. The following text lists the error messages in numeric order, explains the error, and indicates what action the system takes. In the following explanations, *x* represents the argument supplied by the programmer.

**IHC216I; OA216I**

*Explanation:* In the xxxFSLIT subprogram, a value of *i* that is not 0, 1, 2, 3, or 4 is an error.

*System Action:* Execution of this load module or phase is terminated.

**IHC241I; OA241I**

*Explanation:* In the xxxFIXPI subprogram, a base number of zero and an exponent  $\leq 0$  is an error.

*System Action:* Execution of this load module or phase is terminated.

**IHC242I; OA242I**

*Explanation:* In the xxxFRXPI subprogram, a base number of zero and an exponent  $\leq 0$  is an error.

*System Action:* Execution of this load module or phase is terminated.

**IHC243I; OA243I**

*Explanation:* In the xxxFDXPI subprogram, a base number of zero and an exponent  $\leq 0$  is an error.

*System Action:* Execution of this load module or phase is terminated.

**IHC244I; OA244I**

*Explanation:* In the xxxFRXPR subprogram, a base number of zero and an exponent  $\leq 0$  is an error.

*System Action:* Execution of this load module or phase is terminated.

**IHC245I; OA245I**

*Explanation:* In the xxxFDXPD subprogram, a base number of zero and an exponent  $\leq 0$  is an error.

*System Action:* Execution of this load module or phase is terminated.

**IHC246I; OA246I**

*Explanation:* In the xxxFCXPI subprogram, a base number of zero and an exponent  $\leq 0$  is an error.

*System Action:* Execution of this load module or phase is terminated.

**IHC247I; OA247I**

*Explanation:* In the xxxFCDXI subprogram, a base number of zero and an exponent  $\leq 0$  is an error.

*System Action:* Execution of this load module or phase is terminated.

**IHC251I; OA251I**

*Explanation:* In the xxxSSQRT subprogram, a value of  $x < 0$  is an error.

*System Action:* Execution of this load module or phase is terminated.

**IHC252I; OA252I**

*Explanation:* In the xxxSEXP subprogram, a value of  $x > 174.673$  is an error.

*System Action:* Execution of this load module or phase is terminated.

**IHC253I; OA253I**

*Explanation:* In the xxxSLOG subprogram, a value of  $x \leq 0$  is an error. Because this subprogram is also called by an exponentiation subprogram, this message also indicates that an attempt has been made to raise a negative real base to a power.

*System Action:* Execution of this load module or phase is terminated.

**IHC254I; OA254I**

*Explanation:* In the xxxSSCN subprogram, a value of  $|x| \geq 2^{18} \cdot \pi$  is an error.

*System Action:* Execution of this load module or phase is terminated.

**IHC255I; OA255I**

*Explanation:* In the xxxSATN2 subprogram when entry name ATAN2 is used, a value of  $x_1 = x_2 = 0$  is an error.

*System Action:* Execution of this load module or phase is terminated.

**IHC256I; OA256I**

*Explanation:* In the xxxSSCNH subprogram, a value of  $|x| \geq 174.673$  is an error.

*System Action:* Execution of this load module or phase is terminated.

**IHC257I; OA257I**

*Explanation:* In the xxxSASCN subprogram, a value of  $|x| > 1$  is an error.

*System Action:* Execution of this load module or phase is terminated.

**IHC258I; OA258I**

*Explanation:* In the xxxSTNCT subprogram, a value of  $|x| \geq 2^{18} \cdot \pi$  is an error.

*System Action:* Execution of this load module or phase is terminated.

**IHC259I; OA259I**

*Explanation:* In the xxxSTNCT subprogram, a value of  $x$  too close to one of the singularities ( $\pm \frac{\pi}{2}, \pm \frac{3\pi}{2}, \dots$  for the tangent;  $\pm \pi, \pm 2\pi, \dots$  for the cotangent) is an error.

*System Action:* Execution of this load module or phase is terminated.

**IHC261I; OA261I**

*Explanation:* In the xxxLSQRT subprogram, a value of  $x < 0$  is an error.

*System Action:* Execution of this load module or phase is terminated.

**IHC262I; OA262I**

*Explanation:* In the xxxLEXP subprogram, a value of  $x > 174.673$  is an error.

*System Action:* Execution of this load module or phase is terminated.

**IHC263I; OA263I**

*Explanation:* In the xxxLLOG subprogram, a value of  $x \leq 0$  is an error. Because this subprogram is also called by an exponentiation subprogram, this message also indicates that an attempt has been made to raise a negative real number to a power.

*System Action:* Execution of this load module or phase is terminated.

**IHC264I; OA264I**

*Explanation:* In the xxxLSCN subprogram, a value of  $|x| \geq 2^{50} \cdot \pi$  is an error.

*System Action:* Execution of this load module or phase is terminated.

**IHC265I; OA265I**

*Explanation:* In the xxxLATN2 subprogram when entry name DATAN2 is used, a value of  $x_1 = x_2 = 0$  is an error.

*System Action:* Execution of this load module or phase is terminated.

**IHC266I; OA266I**

*Explanation:* In the xxxLSCNH subprogram, a value of  $|x| \geq 174.673$  is an error.

*System Action:* Execution of this load module or phase is terminated.

**IHC267I; OA267I**

*Explanation:* In the xxxLASCN subprogram, a value of  $|x| > 1$  is an error.

*System Action:* Execution of this load module or phase is terminated.

**IHC268I; OA268I**

*Explanation:* In the xxxLTNCT subprogram, a value of  $|x| \geq 2^{50} \cdot \pi$  is an error.

*System Action:* Execution of this load module or phase is terminated.

**IHC269I; OA269I**

*Explanation:* In the xxxLTNCT subprogram, a value of  $x$  too close to one of the singularities ( $\pm \frac{\pi}{2}, \pm \frac{3\pi}{2}, \dots$  for the tangent;  $\pm \pi, \pm 2\pi, \dots$  for the cotangent) is an error.

*System Action:* Execution of this load module or phase is terminated.

**IHC271I; OA271I**

*Explanation:* In the xxxCSEXP subprogram, a value of  $x_1 > 174.673$  is an error.

*System Action:* Execution of this load module or phase is terminated.

**IHC272I; OA272I**

*Explanation:* In the xxxCSEXP subprogram, a value of  $|x_2| \geq 2^{18} \cdot \pi$  is an error.

*System Action:* Execution of this load module or phase is terminated.

**IHC273I; OA273I**

*Explanation:* In the xxxCSLOG subprogram, a value of  $x_1 = x_2 = 0$  is an error.

*System Action:* Execution of this load module or phase is terminated.

**IHC274I; OA274I**

*Explanation:* In the xxxCSSCN subprogram, a value of  $|x_1| \geq 2^{18} \cdot \pi$  is an error.

*System Action:* Execution of this load module or phase is terminated.

**IHC275I; OA275I**

*Explanation:* In the xxxCSSCN subprogram, a value of  $|x_2| > 174.673$  is an error.

*System Action:* Execution of this load module or phase is terminated.

**IHC281I; OA281I**

*Explanation:* In the xxxCLEXP subprogram, a value of  $x_1 > 174.673$  is an error.

*System Action:* Execution of this load module or phase is terminated.

**IHC282I; OA282I**

*Explanation:* In the xxxCLEXP subprogram, a value of  $|x_2| \geq 2^{50} \cdot \pi$  is an error.

*System Action:* Execution of this load module or phase is terminated.

**IHC283I; OA283I**

*Explanation:* In the xxxCLOG subprogram, a value of  $x_1 = x_2 = 0$  is an error.

*System Action:* Execution of this load module or phase is terminated.

**IHC284I; OA284I**

*Explanation:* In the xxxCLSCN subprogram, a value of  $|x_1| \geq 2^{50} \cdot \pi$  is an error.

*System Action:* Execution of this load module or phase is terminated.

**IHC285I; OA285I**

*Explanation:* In the xxxCLSCN subprogram, a value of  $|x_2| > 174.673$  is an error.

*System Action:* Execution of this load module or phase is terminated.

**IHC290I; OA290I**

*Explanation:* In the xxxSGAMA subprogram for the gamma function, a value of  $x \leq 2^{-252}$  or  $x \geq 57.5744$  is an error.

*System Action:* Execution of this load module or phase is terminated.

**IHC291I; OA291I**

*Explanation:* In the xxxSGAMA subprogram for the log-gamma function, a value of  $x \leq 0$  or  $x \geq 4.2937 \cdot 10^{73}$  is an error.

*System Action:* Execution of this load module or phase is terminated.

**IHC300I; OA300I**

*Explanation:* In the xxxLGAMA subprogram for the gamma function, a value of  $x \leq 2^{-252}$  or  $x \geq 57.5744$  is an error.

*System Action:* Execution of this load module or phase is terminated.

**IHC301I; OA301I**

*Explanation:* In the xxxLGAMA subprogram for the log-gamma function, a value of  $x \leq 0$  or  $x \geq 4.2937 \cdot 10^{73}$  is an error.

*System Action:* Execution of this load module or phase is terminated.



## Appendix D. Storage Estimates

Appendix D contains decimal storage estimates (in bytes) for the library subprograms. The estimate given does not include any additional library subprograms or FORTRAN execution-time routines that the subprogram needs during execution. The names of any additional library subprograms needed are given in Tables 13 and 14 in the column headed "Additional Subprograms."

Some library subprograms also require execution-time routines for input/output, interruption, and error procedures.

If the programmer has not made allowances for the storage required by any of these additional routines (see Tables 15 and 16), the amount of available storage may be exceeded and execution cannot begin. The programmer must add the estimates for all subprograms and routines needed to determine the amount of storage required.

### System/360 Operating System

The IHCFIOSH routine performs input/output procedures for both FORTRAN IV (E) and FORTRAN IV. [This routine refers to a table (IHCUATBL) for information about the input/output devices used during execution.] The IHCFCOME routine performs interruption and error procedures for FORTRAN IV (E) library subprograms; the IHCFCOMH, IHCFVTH, IHCTRCH, and IHCUOPT routines perform the procedures for FORTRAN IV library subprograms. If a system contains both compilers, the IHCFCOMH-IHCFVTH routines are used. Tables 13 and 14 indicate which library subprograms require these execution-time routines.

In addition, several other execution-time routines may be needed to resolve external references in a FORTRAN IV object module.

1. If a source module specifies direct-access input/output operations, the compiler generates a call to the IHCDIOSE routine.
2. At the point that errors are encountered during compilation, the compiler generates a call to an error routine (IHCBERR for FORTRAN IV (E) and IHCBERRH for FORTRAN IV). If execution of the load module is attempted, the error routine is called, a message is issued, and execution is terminated.
3. If a FORTRAN IV (E) source module contains a computed GO TO, the compiler generates a call to the HCCGOTO routine.

Table 13. Mathematical Subprogram Storage Estimates

Subprogram Name	OS/360 Decimal Estimate	44 PS Decimal Estimate	Additional Subprograms	Uses Input/Output and Interruption Routines
xxxCLABS	170	200	xxxLSQRT	Yes
xxxCLAS	210	220		No
xxxCLEXP	250	280	xxxLEXP, xxxLSCN	Yes
xxxCLLOG	260	310	xxxCLABS, xxxLSQRT, xxxLLOG, xxxLATN2	Yes
xxxCLSCN	400	500	xxxLEXP, xxxLSCN	Yes
xxxCLSQT	200	240	xxxLSQRT	Yes
xxxCSABS	160	190	xxxSSQRT	Yes
xxxCSAS	190	200		No
xxxCSEXP	240	280	xxxSEXP, xxxSSCN	Yes
xxxCSLOG	240	290	xxxSABS, xxxSSQRT, xxxSLOG, xxxSATN2	Yes
xxxCSSCN	380	440	xxxSEXP, xxxSSCN	Yes
xxxCSSQT	190	230	xxxSSQRT	Yes
IHCFIAINT	80	—		No
xxxFCDXI	300	370	xxxCLAS	Yes
xxxFCXPI	280	350	xxxCSAS	Yes
xxxFDXPD	210	240	xxxLLOG, xxxLEXP	Yes
xxxFDXPI	160	200		Yes
IHCFIFIX	120	—		No
xxxFLXPI	170	230		Yes
xxxFMAXD	110	170		No
xxxFMAXI	210	290		No
xxxFMAXR	210	290		No
IHCFMODR	120	—		No
IHCFMODI	60	—		No
xxxFRXPI	150	190		Yes
xxxFRXPR	210	250	xxxSLOG, xxxSEXP	Yes
xxxLASCN	400	520	xxxLSQRT	Yes
IHCLATAN	320	—		No
xxxLATN2	500	520		Yes
xxxLERF	800	920	xxxLEXP	Yes
xxxLEXP	460	480		Yes
xxxLGAMA	730	820	xxxLLOG, xxxLEXP	Yes
xxxLLOG	380	430		Yes
xxxLSCN	380	390		Yes
xxxLSCNH	230	400	xxxLEXP	Yes
xxxLSQRT	150	160		Yes
xxxLTANH	340	350	xxxLEXP	Yes
xxxLTNCT	390	400		Yes
xxxSASCN	300	380	xxxSSQRT	Yes
IHCSATAN	200	—		No
xxxSATN2	360	380		Yes
xxxSERF	450	560	xxxSEXP	Yes
xxxSEXP	290	340		Yes
xxxSGAMA	510	600	xxxSLOG, xxxSEXP	Yes
xxxSLOG	270	280		Yes
xxxSSCN	260	270		Yes
xxxSSCNH	280	340	xxxSEXP	Yes
xxxSSQRT	180	180		Yes
xxxSTANH	270	280	xxxSEXP	Yes
xxxSTNCT	290	310		Yes

4. If a FORTRAN IV source module contains any input/output operations that refer to a NAMELIST name, compiler generates a call to the IHCNAMEL routine.
5. If a FORTRAN IV source module uses the debug facility, the compiler generates a call to the IHCDEBUG routine.
6. If boundary alignment was specified during system generation, the IHCADJST routine will be loaded if a boundary-alignment error occurs.

### Model 44 Programming System

In the FORTRAN library of the Model 44 Programming System, the BOAFIOCS routine is the interface with the system input/output services. This routine refers to a table, BOAUNITB, for information about the input/output devices used during execution. The BOAIBCOM routine performs interruption and error procedures. If a source program contains any input/output operation(s) referring to a NAMELIST name, the compiler generates a call to the BOANAMEL routine.

Table 14. Service Subprogram Storage Estimates

Subprogram Name	OS Decimal Estimate	44 PS Decimal Estimate	Uses Input/Output and Interruption Routines
xxxFDVCH	80	120	Yes
xxxFDUMP	450	760	Yes
xxxFEXIT	30	40	Yes
xxxFOVER	90	130	Yes
xxxFSLIT	190	280	Yes

Table 15. Execution-Time Routine Storage Estimates, Operating System

Routine Name	Decimal Estimate	Used By
IHCADJST	1,090	FORTRAN IV
IHCCGOTO	60	FORTRAN IV (E)
IHCDEBUG	2,600	FORTRAN IV
IHCIOSE	2,500	Both
IHCFCOME	5,500	FORTRAN IV (E)
IHCFCOMH	4,050	FORTRAN IV
IHCFCVTH	4,090	FORTRAN IV
IHCFIOSH	3,800 + IHCUATBL (See Note)	Both
IHCIBERH	210	FORTRAN IV
IHCIBERR	260	FORTRAN IV (E)
IHCNAMEL	2,250	FORTRAN IV
IHCTRCH	590	FORTRAN IV
IHCUIOPT	8	FORTRAN IV

NOTE: The number of bytes in table IHCUATBL may be computed by the formula  

$$12n + 8$$
where  $n$  is the number of data set reference numbers requested during system generation.

Table 16. Execution-Time Routine Storage Estimates, Model 44 System

Routine Name	Decimal Estimate
BOADIOCS	680
BOAFIOCS	1,488
BOAIBCOM	9,172
BOANAMEL	2,520
BOAUNITB	(see Note 1)
BOAUOPT	8
BNXADJST	1,000 (Note 2)

Note 1: The number of bytes in CSECT BOAUNITB may be computed by the formula  

$$8n + 8$$
where  $n$  is the number of data set reference numbers requested during system construction.

Note 2: BNXADJST does not reside in the library of relocatable modules, but in the absolute phase library.

## Appendix E. Assembler Language Information

The mathematical and service subprograms in the FORTRAN IV library are available to the assembler language programmer. The following text explains the method of calling a library subprogram in an assembler language program, and then gives additional information necessary to use each type of subprogram. (The assembler language programmer should also be familiar with the information contained in Appendix D.)

### Calling Sequences

To call either type of library subprogram, the assembler language programmer supplies an entry name, an argument list, and an area used by the subprogram to store information (i.e., a save area). The following conventions must be observed when calling a library subprogram in an assembler language program:

1. The address of the entry name must be in general register 15.
2. The address of the point of return to the calling program must be in general register 14.
3. The address of the argument list must be in general register 1.
4. The argument list must be assembled on a full-word boundary; it consists of one 4-byte address constant for each argument. The last argument must have a 1 in its high order bit.
5. The address of the save area must be in general register 13.
6. The save area must be assembled on a full-word boundary. Although the minimum size of the save area depends upon the subprogram, the programmer is advised to use a save area of 18 full-words for all library subprograms. The minimum save area sizes are given in Tables 2 through 6 for the mathematical subprograms, and in Table 17 for the service subprograms.
7. If the information in a floating-point register is to be retained, the programmer must save and restore the contents of the register. The subprograms that make use of the floating-point registers contain no provisions for saving the information.
8. If a main program in assembler language contains any calls to those library subprograms that use the FORTRAN execution-time routines (see Appendix D), the following instructions must be included before the call to the subprogram is issued:

OS	44PS
L 15,=V(IBC <small>OM</small> #)	EXTRN IBC <small>OM</small> #
BAL 14,64(15)	.....
	L 15,=A(IBC <small>OM</small> #)
	BAL 14,64(15)

These instructions cause the initialization of return coding and the interruption exceptions described in Appendix C. If these instructions are omitted, the occurrence of an interruption or an error causes unpredictable termination of the execution of this load module.

NOTE: In an assembler language program, a decimal-divide exception may occur. This causes the character B to appear in the program interruption message described in Appendix C.

The user of System/360 Operating System may use several methods to call a FORTRAN library subprogram: the appropriate macro-instructions described in the publication *IBM System/360 Operating System: Supervisor and Data Management Macro-Instructions*, Form C28-6647 or the general assembler language calling sequence (given in Figure 3). If the macro-instructions are used, the address of the save area must be placed in general register 13 before using a macro-instruction to give control to the subprogram. For example, if the square root of the value in AMNT is to be computed and SAVE is the address of the same area, the following statements could be included in an assembler language program to call the IHCSSQRT subprogram:

```

L          15,=V(IBCOM#)
BAL
      .
      .
      .
LA        13,SAVE
CALL     SQRT,(AMNT),VL
      .
      .
      .
SAVE     DS          18F

```

If the general assembler language calling sequence shown in Figure 3 is used, the programmer must ensure that all of the conventions discussed previously are followed. For example, to call the IHCSSQRT subprogram to compute the square root of the number in AMNT, the following statements would be included in the source program:

```

LA        13,SAVE
LA        1,ARG
L         15,ENTRY
BALR     14,15
      .
      .
      .
ENTRY    DC          V(SQRT)
      .
      .
      .
SAVE     DS          18F
      .
      .
      .
ARG      DC          X'80'
          DC          AL3(AMNT)

```

	LA	13, area	General register 13 contains the address of the save area.
	LA	1, arglist	General register 1 contains the address of the argument list.
	L	15, entry	General register 15 contains the address of the subprogram.
	BALR	14, 15	General register 14 contains the address of the point of return to the calling program.
	NOP	X'id'	This statement is optional. The id represents the binary calling sequence identifier. This number is supplied by the programmer and may be any hexadecimal integer less than $2^{16} - 1$ .
		* * * *	
entry	DC	V (entry name)	NOTE: In this case, the entry name must be defined by an EXTRN instruction to obtain proper linkage.
entry	DC	A (entry name)	
		* * * *	
area	DS	xxF	This statement defines the save area needed by the subprogram. The xx represents the minimum size of the save area required; however, the programmer is advised to use a save area of 18 full-words for all subprograms. (The minimum save area requirements are given in Tables 2 through 6 for the mathematical subprograms and in Table 16 for the service subprograms.)
		* * * *	
	CNOP		Aligns the argument list at a full-word boundary.
arglist	DC	X'80'	Indicates the first byte of the only argument.
	DC	AL3 (arg)	Contains the address of the argument.
arglist	DC	A (arg <sub>1</sub> )	Contains the address of the first argument.
	DC	A (arg <sub>2</sub> )	Contains the address of the second argument.
		.	
		.	
		.	
	DC	X'80'	Indicates the first byte of the last argument.
	DC	AL3 (arg <sub>n</sub> )	Contains the address of the last argument.

Figure 3. General Assembler Language Calling Sequence

When the load module is executed, the IHCSQRT subprogram is called to compute the square root of the number in AMNT; the result is stored in floating-point register 0. The binary calling sequence identifier is not used.

The assembler language user of the Model 44 Programming System will use the calling sequence given in Figure 3. He will, however, use only the A-type address constant where the choice between that and the V-type is given. As the note in the figure states, the label in the operand portion of the address constant must be made the object of an EXTRN statement to obtain proper linkage.

### Mathematical Subprograms

The assembler language programmer supplies one or more arguments for each mathematical subprogram. The arguments may be either integer values or normalized floating-point real or complex values.

An integer argument is four bytes in length and starts on a full-word boundary. A real argument is either four or eight bytes in length. The four-byte

argument starts on a full-word boundary. The eight-byte argument starts on a double-word boundary and occupies two adjacent words. The first word contains the most significant digits. This word is also the address of the entire argument; the second word contains the least significant digits.

A complex argument is either eight or sixteen bytes in length and starts on a double-word boundary. The first half of the argument contains the real part of the complex argument; the second half contains the imaginary part. The address of the real part of the argument is the address of the entire argument.

Each mathematical subprogram returns a single answer. This answer is either an integer value or a normalized floating-point real or complex value. An integer answer is stored in general register 0, a real answer is stored in floating-point register 0, and a complex answer is stored in floating-point registers 0 and 2.

Tables 2 through 6 contain additional information for using the mathematical subprograms in an assembler language program. These tables give the floating-point

Table 17. Assembler Information for the Service Subprograms

Subprogram Name	Entry Name(s)	Save Area (Full Words)
xxxFDUMP	DUMP	18
	PDUMP	18
xxxFDVCH	DVCHK	10
xxxFEXIT	EXIT	5
xxxFOVER	OVERFL	10
xxxFSLIT	SLITE	9
	SLITET	10

registers that are used by the subprogram and the save area required by the subprogram.

**Service Subprograms**

The service subprograms do not use the floating-point registers during execution; however, each service subprogram requires a save area. The minimum size of the save area depends upon the subprogram to be used and is given in Table 17.

## Appendix F. Sample Storage Printouts

A sample printout is given below for each dump format that can be specified for the `xxFDUMP` subprogram. The printouts are given in the following order: hexadecimal, LOGICAL \*1, LOGICAL \*4, INTEGER \*2, INTEGER \*4, REAL \*4, REAL \*8, COMPLEX \*8, COMPLEX \*16, and literal (see Figure 4). Note that the headings on the printouts are not generated by the system, but were obtained by using `FORMAT` statements.

CALL PDUMP WITH HEXADECIMAL FORMAT SPECIFIED										
00A3E0	485F5E10	00000000	485F5E10	10000000	42100000					
006DC8	42B00000	00000000	00000000	00000000	00000000	00000000	00000000	00000000	00000000	00000000
006DF8	C0000000	00000000	41200000	41566666	0000000C	41100000				
CALL PDUMP WITH LOGICAL*1 FORMAT SPECIFIED										
006E1E	T	F								
CALL PDUMP WITH LOGICAL*4 FORMAT SPECIFIED										
006E10	F	T								
CALL PDUMP WITH INTEGER*2 FORMAT SPECIFIED										
006E18	10									
006E1A	-100									
006E1C	10									
CALL PDUMP WITH INTEGER*4 FORMAT SPECIFIED										
006E20	1	2	3	4	5	6	7	8	9	10
006E48	11	12								
CALL PDUMP WITH REAL*4 FORMAT SPECIFIED										
006E00	0.20000000E 01	0.53999996E 01								
CALL PDUMP WITH REAL*8 FORMAT SPECIFIED										
006DC8	0.1759999999999999D 03									
CALL PDUMP WITH COMPLEX*8 FORMAT SPECIFIED										
006DD0	(3.0000000,4.0000000)	(4.0000000,8.0000000)								
CALL PDUMP WITH COMPLEX*16 FORMAT SPECIFIED										
006DE0	(0.9999999999999990,0.9999999999999990)	(-0.9999999999999990,-0.9999999999999990)								
CALL PDUMP WITH LITERAL FORMAT SPECIFIED										
006E5C	THIS ARRAY CONTAINS ALPHAMERIC DATA									

Figure 4. Sample Storage Printouts

Absolute error	18, 38
Absolute value	7, 11, 19, 49
Accuracy statistics	38-43
AIN <sub>T</sub> (see IHCF <sub>AIN</sub> T)	
ALGAMA (see xxxSGAMA)	
Algorithms	18-37
ALOG (see xxxSLOG)	
ALOG10 (see xxxSLOG)	
AMAXO (see xxxFMAXI)	
AMAXI1 (see xxxFMAXR)	
AMIN0 (xxxFMAXI)	
AMIN1 (see xxxFMAXR)	
AMOD (see IHCFMODR)	
Arccosine subprograms	7, 9, 21, 29-30, 49
ARCOS (see xxxSASCN)	
Arguments	6, 52
ARSIN (see xxxSASCN)	
Arcsin subprograms	7, 9, 21, 29-30, 49
Arctangent subprograms	7, 9, 22-23, 30-31, 49
Assembler language calling sequence	50-51
Assembler requirements	7, 8-13, 14, 50-52
ATAN (see IHCSATAN or xxxSATN2)	
ATAN2 (see xxxSATN2)	
CABS (see xxxCSABS)	
Calling sequence	51-52
Calling FORTRAN subprograms	
explicitly	6-13
implicitly	14-15
in assembler language	51-52
CALL macro-instruction	51
CALL statement	5, 16-17
CCOS (see xxxCSSCN)	
CDABS (see xxxCLABS)	
CDCOS (see xxxCLSCN)	
CDDVD# (see xxxCLAS)	
CDEXP (see xxxCLEXP)	
CDLOG (see xxxCLLOG)	
CDMPY# (see xxxCLAS)	
CDVD (see xxxCSAS)	
CDSIN (see xxxCLSCN)	
CDSQRT (see xxxCLSQT)	
CEXP (see xxxCSEXP)	
CLOG (see xxxCSLOG)	
CMPY# (see xxxCSAS)	
CSQRT (see xxxCSSQT)	
Common logarithm subprograms	7, 8, 19, 25-26, 33-34, 49
Complemented error function subprogram	7, 11-12, 23-24, 31-32, 49
COS (see xxxSSCN)	
COSH (see xxxSSCNH)	
Cosine subprograms	7, 9-10, 20-21, 26-27, 34-35, 49
COTAN (see xxxSTNCT)	
Cotangent subprograms	7, 10, 28-29, 36-37, 49
CSIN (see xxxCSSCN)	
DARSIN (see xxxLASCN)	
DARCOS (see xxxLASCN)	
DATAN (see IHCLATAN or xxxLATN2)	
DATAN2 (see xxxLATN2)	
DCOS (see xxxLSCN)	
DSCOSH (see xxxLSCNH)	
DCOTAN (see xxxLTNCT)	
DERF (see xxxLERF)	
DERFC (see xxxLERF)	
DEXP (see xxxLEXP)	
DGAMMA (see xxxLGAMA)	
Divide-check exception	16, 44
DLGAMA (see xxxLGAMA)	
DLOG (see xxxLLOG)	
DLOG10 (see xxxLLOG)	
DMAXI (see xxxFMAXD)	
DMINI (see xxxFMAXD)	
DMOD (see IHCFMODR)	
DSIN (see xxxLSCN)	
DSINH (see xxxLSCNH)	
DSQRT (see xxxLSQRT)	
DTAN (see xxxLTNCT)	
DTANH (see xxxLTANH)	
DUMP (see xxxFDUMP)	
DVCHK (see xxxFDVCH)	
Entry name	6
ERF (see xxxSERF)	
ERFC (see xxxSERF)	
Error	
absolute	18, 38
messages	45-48
procedures	45-48
propagation	38
relative	18, 38
Error function subprograms	7, 11-12, 23-24, 31-32, 49
Execution-time routines	49-50
EXIT (see xxxFEXIT)	
EXP (see xxxSEXP)	
Explicitly called subprograms	5, 6-13
list of	7
performance statistics	39-43
size of	49
tables	8-13
use in FORTRAN	6-7
use in assembler language	51-53
Exponential subprograms	7, 8, 19, 24, 32, 49
Exponent overflow exception	16, 44
Exponent underflow exception	16, 44
FCDXI# (see xxxFCDXI)	
FCXPI# (see xxxFCXPI)	
FDXPD# (see xxxFDXPD)	
FDXPI# (see xxxFDXPI)	
FIXPI# (see xxxFIXPI)	
FRXPI# (see xxxFRXPI)	
FRXPR# (see xxxFPXPR)	
Function value	5, 6
GAMMA (see xxxSGAMA)	
Gamma subprograms	7, 12, 25, 33, 49
Hyperbolic cosine subprograms	7, 11, 27, 35, 49
Hyperbolic sine subprograms	7, 11, 27, 35, 49
Hyperbolic tangent subprograms	7, 11, 28, 36, 49
IDINT (see IHCFIFIX)	
Implicitly called subprograms	5, 6, 14-15
list of	14
result of use	15
size	49
use	14
INT (see IHCFIFIX)	
Interruption procedures	44
Linkage editor	5
Logarithmic subprograms	7, 8, 19, 25-26, 33-34, 49
Log-gamma subprograms	7, 12, 25, 33, 49

Machine indicator test subprograms	16, 50, 52
Mathematical subprograms	5, 6
algorithms	18-37
definition	5
explicitly called	6-13
implicitly called	14-15
list of	7, 14
performance	38-43
sizes	48
use in FORTRAN	6-15
use in assembler language	52
Maximum value subprograms	7, 12-13, 49
MAX0 (see xxxFMAXI)	
MAX1 (see xxxFMAXR)	
MIN0 (see xxxFMAXI)	
MIN1 (see xxxFMAXR)	
Minimum value subprograms	7, 12-13, 49
MOD (see IHCFMODI)	
Model 44 Programming System	5, 38-43, 44, 45-46, 50, 51, 52
Modular arithmetic subprograms	7, 13, 49
Natural logarithm subprograms	7, 8, 19, 25-26, 33-34, 49
Operating System, System/360	5, 38-43, 44, 45-46, 49, 51
OVERFL (see xxxFOVER)	
PDUMP (see xxxFDUMP)	
Pseudo sense lights	16
Relative error	18, 38
Sample dump printouts	54
Sampling techniques	38
Sense lights	16-17
Service subprograms	
machine indicator test	16
sizes	50
use in assembler language	51-52
use in FORTRAN	16-17
utility	16-17
SIN (see xxxSSCN)	
Sine subprograms	7, 9-10, 20-21, 26-27, 34-35, 49
SINH (see xxxSSCNH)	
SLITE (see xxxFSLIT)	
SLITET (see xxxFSLIT)	
SQRT (see xxxSSQRT)	
Square root subprograms	7, 8, 19-20, 27, 35-36, 49
Standard deviation	38
Storage estimates	49-50
Storage printouts	54
Subprogram names	5
Subprograms and execution-time routines	
BOADIOCS routine	50
BOAFIOCS routine	50
BOAIBCOM routine	50
BOANAMEL routine	50
BOAUNITB routine	50
BOAUOPT routine	50
BNXADIST routine	50
IHCCGOTO routine	49, 50
xxxCLABS subprogram	
algorithm	19
effect of an argument error	19
performance	39
size	44
use	11
xxxCLAS subprogram	
size	49
use	14
xxxCLEXP subprogram	
algorithm	19
effect of an argument error	19
error messages	47, 48
performance	39
size	49
use	8
xxxCLSQT subprogram	
algorithm	19-20
effect of an argument error	20
performance	39
size	49
use	8
xxxCLSCN subprogram	
algorithm	20
effect of an argument error	20
error messages	48
performance	39
size	49
use	9
xxxCSABS subprogram	
algorithm	19
effect of an argument error	19
performance	39
size	49
use	11
xxxCSAS subprogram	
size	49
use	14
xxxCSEXP subprogram	
algorithm	19
effect of an argument error	19
error messages	47
performance	39
size	49
use	8
xxxCSLOG subprogram	
algorithm	19
effect of an argument error	19
error messages	47
performance	39
size	49
use	8
xxxCSSQT subprogram	
algorithm	19-20
effect of an argument error	20
performance	40
size	49
use	8
xxxCSSCN subprogram	
algorithm	20-21
effect of an argument error	21
error messages	47
performance	39-40
size	49
use	9
IHCDEBUG routine	49, 50
IHCDIOSE routine	49, 50
IHCFAINT subprogram	
size	49
use	13
xxxFCDXI subprogram	
error message	46
result of use	15
size	49
use	14
IHCFCOME routine	49, 50
IHCFCOMH routine	49, 50



IHCFCVTH routine	49, 50	size	50
xxxFCXPI subprogram		use	16
error message	46	IHCIBERH routine	49, 50
result of use	15	IHCIBERR routine	49, 50
size	49	xxxLASCN subprogram	
use	14	algorithm	21
xxxFDUMP subprogram		effect of an argument error	21
assembler requirements	52-53	error message	47
format specification	17	performance	40
programming considerations	17	size	49
sample printouts	54	use	9
size	50	IHCLATAN subprogram	
use	16-17	algorithm	22
xxxFDVCH subprogram		effect of an argument error	22
assembler requirements	52-53	performance	40
size	50	size	49
use	16	use	9
xxxFDXPD subprogram		xxxLATN2 subprogram	
error message	46	algorithm	22-23
result of use	15	effect of an argument error	23
size	49	error message	47
use	14	performance	40
xxxFDXPI subprogram		size	49
error message	46	use	9
result of use	15	xxxLERF subprogram	
size	49	algorithm	23-24
use	14	effect of an argument error	24
xxxFEXIT subprogram		performance	41
assembler requirements	52-53	size	49
size	50	use	11
use	16	xxxLEXP subprogram	
IHCFIFIX subprogram		algorithm	24
size	49	effect of an argument error	24
use	13	error message	47
xxxEIXPI subprogram		performance	41
error message	46	size	49
result of use	15	use	8
size	49	xxxLGAMA subprogram	
use	14	algorithm	25
xxxFMAXI subprogram		effect of an argument error	25
size	49	error messages	48
use	12	performance	41
xxxFMAXD subprogram		size	49
size	49	use	12
use	12	xxxLLOG subprogram	
xxxFMAXR subprogram		algorithm	25-26
size	49	effect of an argument error	26
use	13	error message	47
IHCFMODI subprogram		performance	41
size	49	size	49
use	13	use	8
IHCFMODR subprogram		xxxLSCN subprogram	
size	49	algorithm	26
use	13	effect of an argument error	27
xxxFOVER subprogram		error message	47
assembler requirements	52-53	performance	40, 41
size	50	size	49
use	16	use	10
xxxFRXPR subprogram		xxxLSCNH subprogram	
error message	46	algorithm	27
result of use	15	effect of an argument error	27
size	49	error message	47
use	14	performance	40, 41
xxxFRXPI subprogram		size	49
error message	46	use	11
result of use	15	xxxLSQRT subprogram	
size	49	algorithm	27
use	14	effect of an argument error	27
xxxFSLIT subprogram		error message	47
assembler requirements	52-53	performance	42
error message	46	size	49

use	8	performance	39, 42
xxxLTANH subprogram		size	49
algorithm	28	use	12
effect of an argument error	28	xxxSLOG subprogram	
performance	42	algorithm	33-34
size	49	effect of an argument error	34
use	11	error message	46
xxxLTNCT subprogram		performance	39
algorithm	28-29	size	49
effect of an argument error	29	use	8
error messages	47	xxxSSCN subprogram	
performance	40, 42	algorithm	34-35
size	49	effect of an argument error	35
use	10	error message	46
IHCNAMEL routine	49, 50	performance	40, 42
xxxSASCN subprogram		size	49
algorithm	29	use	10
effect of an argument error	30	xxxSSCNH subprogram	
error message	46	algorithm	35
performance	39	effect of an argument error	35
size	49	error message	46
use	9	performance	40, 42
IHCSATAN subprogram		size	49
algorithm	30	use	11
effect of an argument error	30	xxxSSQRT subprogram	
performance	39	algorithm	35-36
size	49	effect of an argument error	36
use	9	error message	46
xxxSATN2 subprogram		performance	42
algorithm	30-31	size	49
effect of an argument error	31	use	8
error message	46	xxxSTANH subprogram	
performance	39	algorithm	36
size	49	effect of an argument error	36
use	9	performance	43
xxxSERF subprogram		size	49
algorithm	31-32	use	11
effect of an argument error	32	xxxSTNCT subprogram	
performance	42	algorithm	36-37
size	49	effect of an argument error	37
use	12	error messages	47
xxxSEXP subprogram		performance	40, 43
algorithm	32	size	49
effect of an argument error	33	use	10
error message	46	TAN (see xxxSTNCT)	
performance	42	Tangent subprograms	7, 10, 28-29, 36-37, 49
size	49	TANH (see xxxSTANH)	
use	8	Timing statistics	38-43
xxxSGAMA subprogram		Trigonometric subprograms	7, 9-10, 20-23, 26-31, 34-37, 49
algorithm	33	Truncation subprograms	7, 13, 49
effect of an argument error	33	Utility subprograms	16-17, 49, 50-53
error messages	48		

## READER'S COMMENT FORM

Title: IBM System/360  
FORTRAN IV Library Subprograms

Form: C28-6596-2

Your comments assist us in improving the usefulness of our publications; they are a major part of the input used for Technical Newsletters and revisions.

Please do not use this form for technical questions about the system; it only delays the response. Instead, direct your technical questions to your local IBM representative.

Corrections or clarifications needed:

Page            Comment

If you wish a reply, please include your name and address below.

- Thank you for your cooperation. No postage necessary if mailed in the U.S.A.

fold

fold


FIRST CLASS  
PERMIT NO. 33504  
NEW YORK, N.Y.

**BUSINESS REPLY MAIL**  
NO POSTAGE NECESSARY IF MAILED IN THE UNITED STATES

POSTAGE WILL BE PAID BY . . .

IBM CORPORATION  
1271 AVENUE OF THE AMERICAS  
NEW YORK, N.Y. 10020

Attention: PUBLICATIONS



fold

fold



International Business Machines Corporation  
Data Processing Division  
112 East Post Road, White Plains, N.Y. 10601  
[USA Only]

IBM World Trade Corporation  
821 United Nations Plaza, New York, New York 10017  
[International]



**International Business Machines Corporation**  
**Data Processing Division**  
**112 East Post Road, White Plains, N.Y. 10601**  
**[USA Only]**

**IBM World Trade Corporation**  
**821 United Nations Plaza, New York, New York 10017**  
**[International]**